

OBTAINING TAX INFORMATION FOR YOUR RENT SUBSIDY REVIEW

This document provides instructions on how to obtain your Notice of Assessment or Proof of Income Statement from Canada Revenue Agency (CRA).

The Government of Ontario has changed the way rent-geared-to-income is calculated. These changes take effect in York Region beginning July 1, 2021. To remain eligible for your rent subsidy, you and everyone else living with you 18 and older who are not full-time students must give a copy of the Notice of Assessment or Proof of Income Statement from CRA to your housing provider at your annual rent subsidy review.

How do I get a copy of my Notice of Assessment?

A Notice of Assessment is an evaluation of your tax return that the CRA sends you after you file your tax return. Your Notice of Assessment includes the date the CRA checked your tax return, and the details about how much you may owe, or get as a refund or credit. You can get a Notice of Assessment from the CRA online or by mail.

ONLINE

The CRA My Account is a secure portal that lets you view your personal income tax and benefit information and manage your tax affairs online.

If you are not already registered for My Account, you can sign up on the CRA website at www.canada.ca/en/revenue-agency.

There is a helpful video on the [CRA website](#) to walk you through how to register for My Account.

There are two options to register:

Option 1 – Using a Sign in Partner, like a bank; and

Option 2 – a direct CRA Login

If you are registered for My CRA Account, you can print an NOA.

- 1. Sign into your My CRA Account online**
- 2. Under Tax Returns, click on Notice of Assessment**

HOUSING SERVICES

1-877-464-9675
TTY 1-866-512-6228
york.ca





Canada Revenue Agency

Sign out

My Account

John Smith
Personal profile

Mail

Submit documents

Overview

As of March 23, 2021

Looking to apply for COVID-19 Support benefits?

To learn more about COVID-19 support benefits and to apply, visit our new [COVID-19 Support](#) page.

Tax returns

Your 2020 return was assessed and a **refund of \$ 31.02** was deposited directly into your bank account on **March 11, 2021**.

- View your [2020 Notice of Assessment](#)

Change my return

[Go to Tax returns details](#)

COVID-19 Support Payment Application Details

3. Scroll to the bottom of the page and select View mail to open a PDF copy of your Notice of Assessment

Related links

- [View RRSP and HBP/LLP Information](#)
- [View returns](#)
- [Change my return](#)
- For a PDF version of your notice, go to [View mail](#).

About My Account

Your suggestions

Terms and conditions for My Account

Contact us

Terms and conditions • Privacy

Canada

4. Click the PDF button to download a copy of your Notice of Assessment to print.

List of correspondence items

Each correspondence item will display only in the language in which it was issued.

Status ↑↓	Date ↑↓	Correspondence item ↑↓	Print format ↑↓	Year ↑↓	Reference number ↑↓
Read	2021-03-11	Notice of assessment	PDF	2020	

BY MAIL

You can order a copy of the Notice of Assessment to be mailed to you by calling the automated CRA line at 1-800-959-8281.

You will need to verify your identity when you call. You will need:

- Your full name and date of birth
- Your social insurance number (SIN)
- Your complete address, including postal code
- An assessed return, notice of assessment or reassessment, other tax document, or be signed into My Account

It can take up to 10 days to receive the Notice of Assessment by mail.

How do I get a copy of my Proof of Income Statement?

A Proof of Income Statement is a simple version of your tax assessment that summarizes your income and deductions for the tax year. You can get a Proof of Income Statement from the CRA online or by mail.

ONLINE

The My CRA Account is a secure portal that lets you view your personal income tax and benefit information and manage your tax affairs online.

If you are not already registered for My CRA Account, you can sign up on the CRA website.

There is a helpful video on the CRA website to walk you through how to register for My CRA Account.

There are two options to register:

- Option 1 – Using a sign-in partner, like a bank; or
- Option 2 – a direct CRA Login

If you are registered for My CRA Account, you can easily print a Proof of Income Statement.

1. Sign into your My CRA Account online.
2. Under Related services, click on Proof of income statement.



Canada Revenue Agency

Sign out

My Account

John Smith
Personal profile

Mail

Submit documents

Overview

As of March 23, 2021

Looking to apply for COVID-19 Support benefits?

To learn more about COVID-19 support benefits and to apply, visit our new [COVID-19 Support](#) page.

Tax returns

Your 2020 return was assessed and a **refund of \$31.02** was deposited directly into your bank account on **March 11, 2021**.

- View your [2020 Notice of Assessment](#)

[Change my return](#)

[Go to Tax returns details](#)

COVID-19 Support Payment Application Details

There is no record of an application for any COVID-19 support benefits having been made with the CRA for your account.

[Go to COVID-19 Support details](#)

Accounts and payments

Income tax balance: \$0.00

[View statement of account](#)


[Go to Accounts and payments details](#)

Related services

- [Tax information slips \(T4 and more\)](#)
- [Change my address and phone number\(s\)](#)
- [Arrange my direct deposit](#)
- [Notification preferences](#)
- [Proof of income statement](#)

3. Select the Tax Year from the drop-down list that you want to see

[Français](#)

 Government of Canada Gouvernement du Canada

Canada Revenue Agency Sign out

[Overview](#)

Proof of income statement

[Help with this page](#)

You may need to prove a proof of income to apply for a loan from a bank. The government may need this to provide you benefits, or for other reasons. If so, print or save and email the PDF version of the "Proof of income statement".

Select tax year for your proof of income statement.


Tax year

2020 ▼

Next

4. Click the Next button. Your Proof of Income Statement will open up

[Français](#)

 Government of Canada Gouvernement du Canada

Canada Revenue Agency Sign out

[Overview](#)

Proof of income statement

[Help with this page](#)

You may need to prove a proof of income to apply for a loan from a bank. The government may need this to provide you benefits, or for other reasons. If so, print or save and email the PDF version of the "Proof of income statement".

Select tax year for your proof of income statement.


Tax year

2020 ▼

Next

5. Click the Print button to print a copy of the Proof of Income Statement

[Français](#)

 Government of Canada / Gouvernement du Canada

Canada Revenue Agency Sign out

[Overview](#)

2020 Assessment

March 23, 2021 [Help with this page](#)

Print/Save PDF

John Smith
123 Street Name
Somewhere, ON

Tax year: **2020**
Taxing province: **ON**
Filing date: **01 MAR 2021**
Date of assessment: **20 MAR 2021**

Social insurance number: 123 456 769
Province of residence: **ON**
Date of birth: 01 JAN 1980
Marital status: Single

BY MAIL

You can order a copy of the Proof of Income Statement to be mailed to you by calling the automated CRA line at 1-800-267-6999.

You will need to verify your identity when you call. You will need:

- Your full name and date of birth
- Your social insurance number (SIN)
- Your complete address, including postal code
- Line 15000 from your most recent tax assessment

It can take up to 10 days to receive the Proof of Income Statement by mail.

This notice will be available in an accessible format or with communication supports upon request from 1-877-464-9675 or 905-830-4444 ext. 72119