



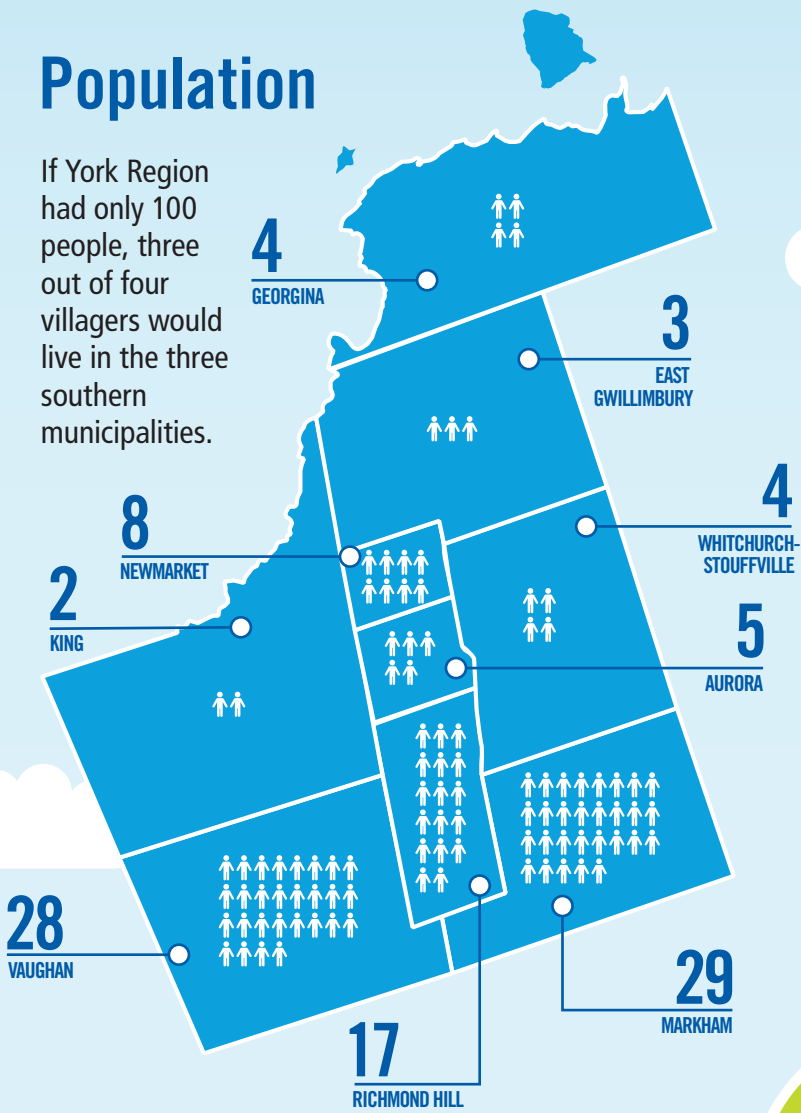
York Region is home to nearly 1.2 million people, the third largest municipality in Ontario and the seventh largest in Canada.

Using data from the 2021 Statistics Canada Census, this document provides an overview of York Region's socio-economic makeup to encourage a deeper understanding of our community.

June 2023

Population

If York Region had only 100 people, three out of four villagers would live in the three southern municipalities.



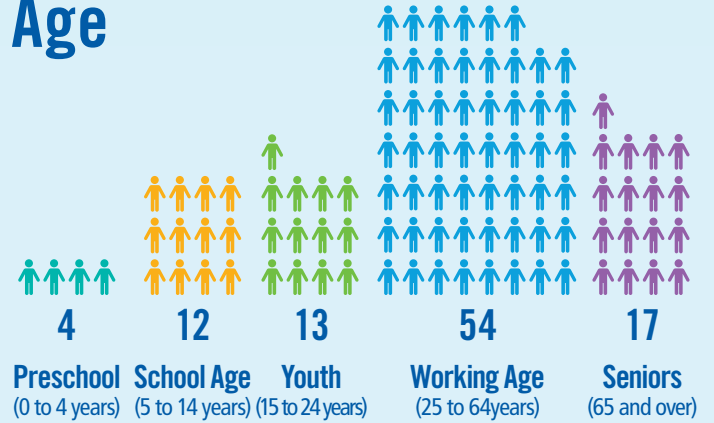
Gender1



"Men+" includes men and boys, as well as some non-binary persons. "Women+" includes women and girls, as well as some non-binary persons.

Did you know?
Starting in 2021, gender was included in the census questionnaire. To protect confidentiality, data was aggregated under the "Men+" and "Women+" gender categories.

Age



Did you know?
For the first time, the number of senior villagers is greater than the number of children.



Family Characteristics



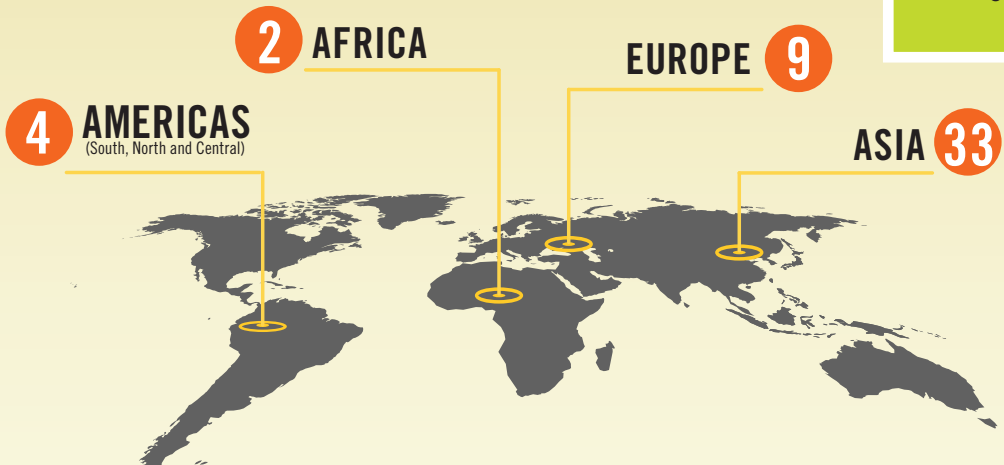
Citizenship and Immigration

Half of York Region villagers were born outside Canada. Of these, 48 villagers are landed immigrants or permanent residents and two villagers are non-permanent residents.



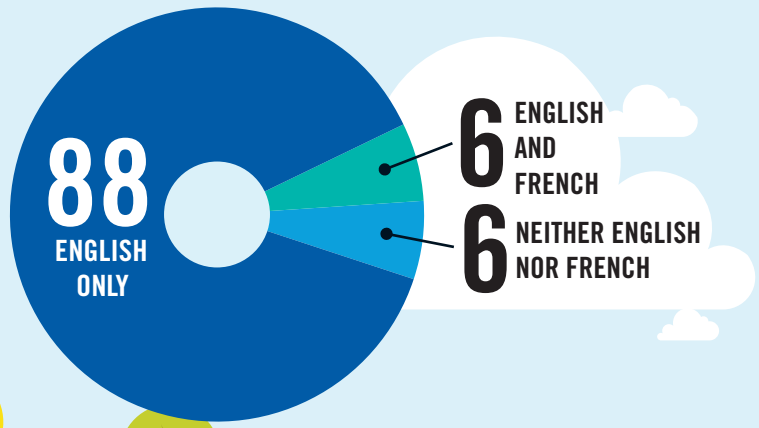
*** Did you know?**
Markham and Richmond Hill had the highest proportion of villagers who are not Canadian citizens

48 villagers were born outside of Canada



Language

In the village, 88 people know only English. Six villagers can have conversations in English and French.



Language spoken most often at home:




Did you know?
0.2% of York Region residents (2,600) reported French as the language spoken most often at home



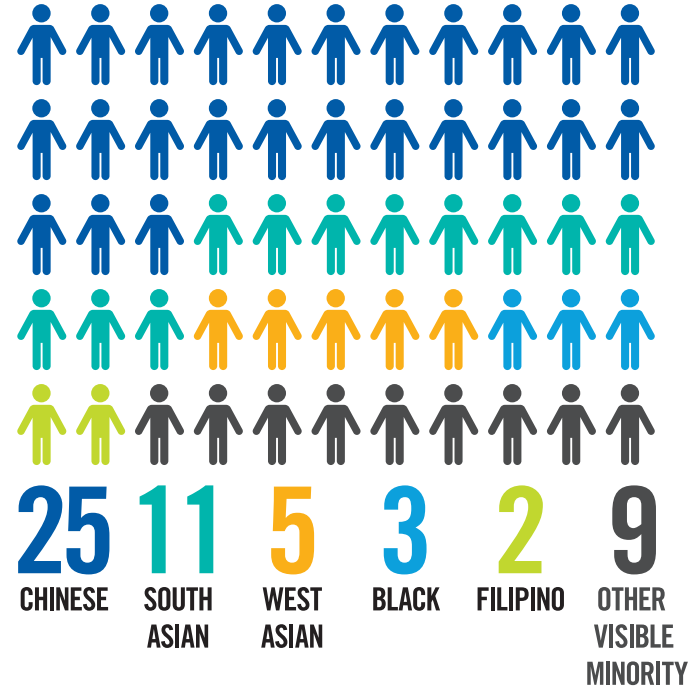
Religious Affiliation

68 villagers have a religious affiliation. Among them:



Racialized Groups

55 villagers are members of a racialized group

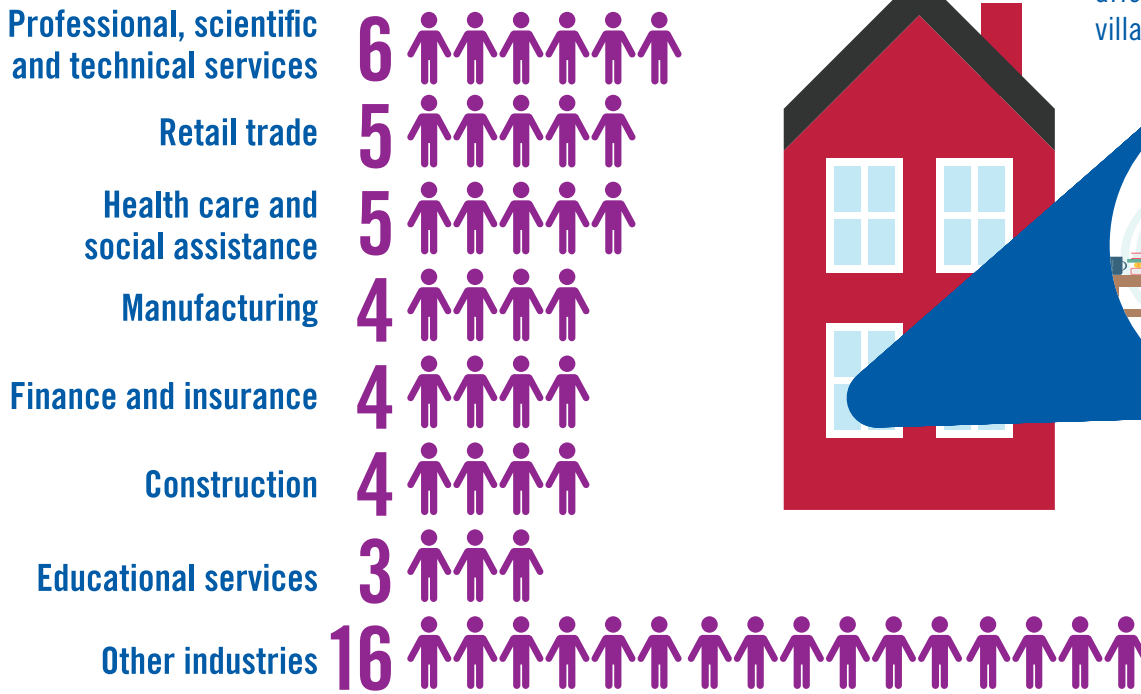


Labour Force


Among 84 villagers 15 years and over



Industries of Employment


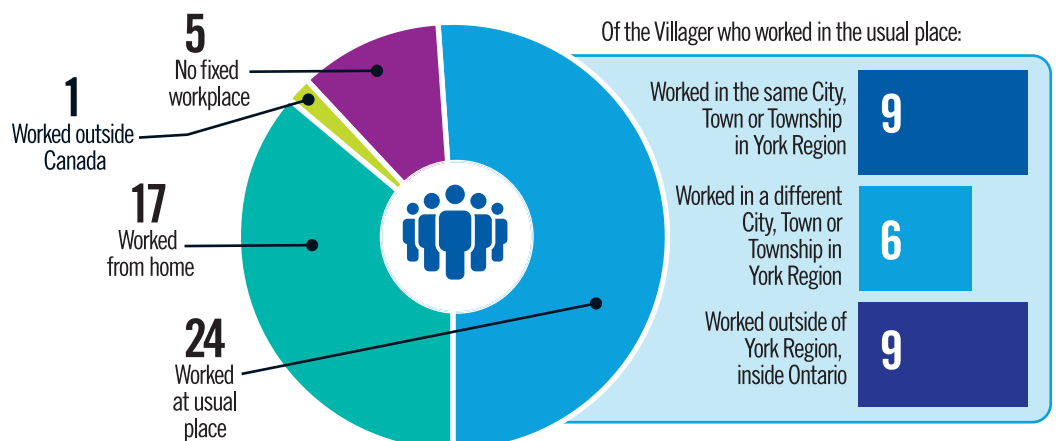


In 2021, the place of work was affected by COVID-19 as many villagers worked from home.



Place of Work

Of 47 employed villagers



Transportation to Work

Of 47 employed villagers, 29 commute to work.



CAR, TRUCK OR VAN DRIVERS



CAR, TRUCK OR VAN PASSENGERS



TRANSIT RIDERS



WALKED/BICYCLED/ OTHER



* Did you know?

During the COVID-19 pandemic, the number of people commuting to work decreased by 33%

Commute Time

Of 29 villagers who commute



68%
DECLINE

In the number of villagers commuting by transit between 2016 and 2021.

Education

54 villagers are of working age 25 to 64

*** Did you know?**
Compared to the rest of Canada, York Region has a greater share of residents with a Bachelor's Degree or higher.



*** Did you know?**
The median individual income of York Region residents aged 15 years and over was \$39,600 in 2020



Income

of the 84 villagers 15 years and older



Sources of income

for villager 15 years and older

Wages, salaries and commissions	51
Investment income	32
Pension Plan Benefits (CPP/QPP)	15
Old Age Security Pension	14
Child benefits	11
Self-employment income	11
Private retirement income	9
Social assistance benefit	2



9 Villagers
live in low-income households





**To view census information please visit:
york.ca/census**

**For more information please contact:
CHSDataandPolicy@york.ca**

End Notes:

1. The 2021 Census of Population introduces the concept of gender for the first time and makes the distinction between sex at birth and gender. Gender refers to an individual's personal and social identity as a man, woman or non-binary person (a person who is not exclusively a man or a woman). A person's gender may differ from their sex at birth and may change over time. The non-binary population is small and to prevent disclosure of identifiable data for lower levels of geography, a statistical method producing a two-category gender variable is applied. In these cases, information is combined and shared using the following categories: men+, women+.
2. Racialized groups are based on and measured using the detailed "visible minority" variable, in accordance with existing Statistics Canada standards. Increasingly, the "visible minority population" is being referred to as the "racialized population" by media, academia and other groups. For 2021, Statistics Canada has chosen to continue to use the term "visible minority" in published data tables and reference materials because this is the term currently used by the federal Employment Equity Act.
<https://www12.statcan.gc.ca/census-recensement/2021/ref/98-500/006/98-500-x2021006-eng.cfm>
3. For more information please visit: <https://www12.statcan.gc.ca/census-recensement/2021/ref/98-500/014/98-500-x2021014-eng.cfm>