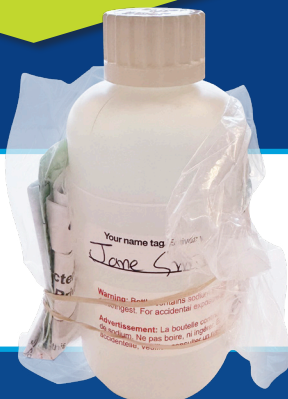


HOW TO TAKE A WELL WATER SAMPLE

10 EASY STEPS

Clean water keeps you healthy! Private well owners should test their water three times a year to make sure it's free from contaminants – spring, summer and fall. It's important to collect your sample properly – the accuracy of your test results depends on it. Follow these 10 steps for the correct way to take a water sample.

STEP 1



Use a water sample bottle with an attached form from the Public Health Ontario Laboratory. Sample bottles are supplied by York Region Public Health.

STEP 2

Use your kitchen faucet for the water sample, do not take a sample from an outside faucet or garden hose. Remove any aerator, screen or filter from your faucet. Run the cold water tap for a minimum of 3 minutes.



STEP 3



Disinfect the end of the faucet spout with an alcohol swab or diluted bleach solution (1 part household bleach to 10 parts water).

STEP 4

Run the cold water tap again for an additional 3 minutes (minimum).



STEP 5



Wash your hands before touching the sample bottle. **Don't touch** the inside of the cap or the inside of the neck of the bottle, as it can contaminate the test.

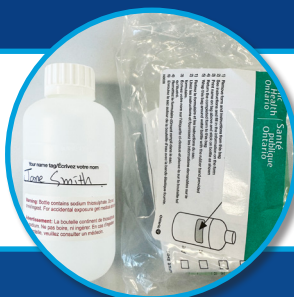
HOW TO TAKE A WELL WATER SAMPLE

**STEP
6**

Unscrew the cap from the sample bottle.



**STEP
7**




Fill the sample bottle to the level indicated on the bottle. Don't over fill or pour out water from the bottle - it contains a preservative to neutralize any chlorine that may be in the sample.

**STEP
8**

Screw the cap on tightly.



**STEP
9**



Complete the form that is provided with the sample bottle. Remember to record the PIN from the form to gain access to your results over the phone.

**STEP
10**

Place the filled sample bottle into an insulated cooler with an ice pack and take it to the nearest drop-off location. Don't freeze the water.



Visit york.ca/WellWater for information on drop-off locations and water sampling results or call Health Connection at **1-800-361-5653** (TTY: **1-866-512-6228**). For help on completing the form, visit publichealthontario.ca/en/Laboratory-Services/Well-Water-Testing

TAKE A COPY OF THIS GUIDE WITH YOU ON YOUR PHONE!

FOR INFORMATION ON WELL WATER TESTING, SCAN THE QR CODE:

