

PRODUCT MONOGRAPH
INCLUDING PATIENT MEDICATION INFORMATION

PENTACEL®

Act-HIB® Reconstituted with QUADRACEL®

Haemophilus b Conjugate Vaccine (Tetanus Protein - Conjugate) Reconstituted with Diphtheria and Tetanus Toxoids and Acellular Pertussis Vaccine Adsorbed Combined with Inactivated Poliomyelitis Vaccine

Each 0.5 mL dose contains:

Purified polyribosylribitol phosphate capsular polysaccharide (PRP) of *Haemophilus influenzae* type b covalently bound to 18-30 µg of tetanus protein: 10 µg

Diphtheria Toxoid: 15 Lf, Tetanus Toxoid: 5 Lf

Acellular pertussis [Pertussis Toxoid (PT): 20 µg, Filamentous Haemagglutinin (FHA): 20 µg, Pertactin (PRN): 3 µg, Fimbriae types 2 and 3 (FIM): 5 µg]

Inactivated Vero Trivalent Poliovirus (vIPV): Type 1 (Mahoney): 29 D-antigen units, Type 2 (MEF-1): 7 D-antigen units and Type 3 (Saukett): 26 D-antigen units

Reconstituted product for injection

(For active immunization against *Haemophilus influenzae* type b disease, Diphtheria, Tetanus, Pertussis and Poliomyelitis)

ATC Code: J07CA06

Sanofi Pasteur Limited
Toronto, Ontario, Canada
www.sanofi.ca

and

Sanofi Pasteur SA
Lyon, France

Date of Initial Authorization:
MAY 12, 1997

Date of Revision:
JAN 26, 2023

Submission Control Number: 261020

RECENT MAJOR LABEL CHANGES

1 Indications	01/2023
2 Contraindications	01/2023
4 Dosage and Administration, Recommended Dose and Dosage Adjustment, 4.5 Missed Dose	01/2023
6 Dosage Forms, Strengths, Composition and Packaging	01/2023
7 Warnings and Precautions, General, 7.1 Special Populations, 7.1.3, Pediatrics	01/2023

TABLE OF CONTENTS

RECENT MAJOR LABEL CHANGES2

TABLE OF CONTENTS2

PART I: HEALTH PROFESSIONAL INFORMATION4

1 INDICATIONS4

 1.1 Pediatrics 4

 1.2 Geriatrics 4

2 CONTRAINDICATIONS4

4 DOSAGE AND ADMINISTRATION5

 4.2 Recommended Dose and Dosage Adjustment..... 5

 4.3 Reconstitution 5

 4.4 Administration..... 7

 4.5 Missed Dose 7

5 OVERDOSAGE7

6 DOSAGE FORMS, STRENGTHS, COMPOSITION AND PACKAGING8

7 WARNINGS AND PRECAUTIONS.....10

 7.1 Special Populations..... 12

 7.1.1 Pregnant Women 12

 7.1.2 Breast-feeding 12

 7.1.3 Pediatrics 13

8 ADVERSE REACTIONS13

 8.2 Clinical Trial Adverse Reactions..... 13

 8.5 Post-Market Adverse Reactions 14

9	DRUG INTERACTIONS	15
9.4	Drug-Drug Interactions	15
9.7	Drug-Laboratory Test Interactions	16
10	CLINICAL PHARMACOLOGY	16
10.1	Mechanism of Action.....	16
10.2	Pharmacodynamics	17
10.3	Pharmacokinetics	18
11	STORAGE, STABILITY AND DISPOSAL	18
12	SPECIAL HANDLING INSTRUCTIONS	18
PART II: SCIENTIFIC INFORMATION		19
13	PHARMACEUTICAL INFORMATION	19
14	CLINICAL TRIALS	20
14.1	Clinical Trials By Indication	20
14.2	Immunogenicity.....	27
15	MICROBIOLOGY	31
16	NON-CLINICAL TOXICOLOGY	31
PATIENT MEDICATION INFORMATION		32

PART I: HEALTH PROFESSIONAL INFORMATION

1 INDICATIONS

- PENTACEL® is indicated for the primary immunization of infants, from the age of 2 months, and in children up to 6 years of age (prior to their 7th birthday), against invasive *Haemophilus influenzae* type b disease, diphtheria, tetanus, pertussis (whooping cough) and poliomyelitis. (See 4 DOSAGE AND ADMINISTRATION)¹.

1.1 Pediatrics

PENTACEL® is not indicated for children less than 2 months or children 7 years of age or older.

1.2 Geriatrics

PENTACEL® is not indicated for use in adult and elderly populations.

2 CONTRAINDICATIONS

Hypersensitivity

It is recommended that known systemic hypersensitivity reaction to any component of PENTACEL® or a life-threatening reaction after previous administration of the vaccine or a vaccine containing one or more of the same components are contraindications to vaccination¹ (See 6 DOSAGE FORMS, STRENGTHS, COMPOSITION AND PACKAGING). Because of uncertainty as to which component of the vaccine may be responsible, none of the components should be administered. Alternatively, such persons may be referred to an allergist for evaluation if further immunizations are considered.

Acute Neurological Disorders

The following events are contraindications to administration of any pertussis-containing vaccine, including PENTACEL®:

Encephalopathy (e.g., coma, decreased level of consciousness, prolonged seizures) within 7 days of a previous dose of a pertussis-containing vaccine that is not attributable to another identifiable cause.

Progressive neurologic disorder, including infantile spasms, uncontrolled epilepsy, progressive encephalopathy. Pertussis vaccine should not be administered to persons with such conditions until a treatment regimen has been established and the condition has stabilized.

¹ The National Advisory Committee on Immunization (NACI) provides additional guidance on vaccines in Canada. Please refer to the published chapters on diphtheria, tetanus, pertussis and poliomyelitis.

4 DOSAGE AND ADMINISTRATION

4.2 Recommended Dose and Dosage Adjustment

For routine immunization, PENTACEL® is recommended as a 4-dose series, with a single dose of PENTACEL® at 2, 4, 6 and 18 months of age.

If for any reason this schedule is delayed, it is recommended that 3 doses be administered with an interval of 2 months between each dose, followed by a fourth dose administered approximately 6 to 12 months after the third dose.

Whenever feasible, PENTACEL® should be used for all 4 doses in the vaccination series as there are no clinical data to support the use of PENTACEL® with any other licensed acellular pertussis combination vaccine in a mixed sequence. For situations where a different brand of DTaP, DTaP-IPV or DTaP-IPV/Hib vaccine was originally used, or where the brand is unknown, please refer to the latest edition of the Canadian Immunization Guide.

It is recommended that premature infants whose clinical condition is satisfactory should be immunized with full doses of vaccine at the same chronological age and according to the same schedule as full-term infants, regardless of birth weight².

Fractional doses (doses <0.5 mL) should not be given. The effect of fractional doses on the safety and efficacy has not been determined.

The childhood immunization series should be completed with a booster of a single 0.5 mL dose of Sanofi Pasteur Limited's QUADRACEL®, [Diphtheria and Tetanus Toxoids and Acellular Pertussis Vaccine Adsorbed Combined with Inactivated Poliomyelitis Vaccine] between 4 and 6 years of age (i.e., at the time of school entry). Alternatively, ADACEL® [Tetanus Toxoid, Reduced Diphtheria Toxoid and Acellular Pertussis Vaccine Adsorbed] and IPV may be administered at separate sites for this booster at 4 to 6 years of age. This booster dose is unnecessary if the fourth dose of PENTACEL® was administered after the child's fourth birthday².

A subsequent booster should be administered 10 years later, during adolescence, with ADACEL® or Td Adsorbed. Thereafter, routine booster immunizations should be with Td at intervals of 10 years.

4.3 Reconstitution

Reconstitution of Freeze-Dried Product and Withdrawal from Stopped Vial

Reconstitute Act-HIB® [Haemophilus b Conjugate Vaccine (Tetanus Protein Conjugate)] with the QUADRACEL® vaccine. Cleanse the QUADRACEL® and Act-HIB® vial stoppers with a suitable germicide before reconstitution. Do not remove from either vial the stoppers or the metal seals holding them in place. Thoroughly but gently shake the vial of QUADRACEL®, withdraw the entire contents of the liquid vaccine and inject slowly into the vial of lyophilized Act-HIB®. Swirl the vial now containing PENTACEL® gently until a uniform, cloudy, white to off-white suspension results. Withdraw the total volume of reconstituted combined vaccine. PENTACEL® should be used immediately after reconstitution. Refer to Figures 1, 2, 3, 4 and 5.

² The National Advisory Committee on Immunization (NACI) provides additional guidance on vaccines in Canada. Please refer to the published chapters on diphtheria, tetanus, pertussis and poliomyelitis.

INSTRUCTIONS FOR RECONSTITUTION OF QUADRACEL® WITH Act-HIB®

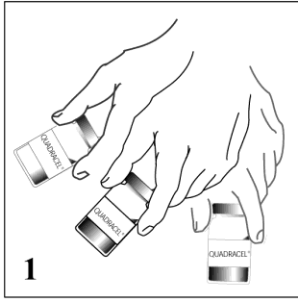


Figure 1
Gently shake
the vial of
QUADRACEL®.

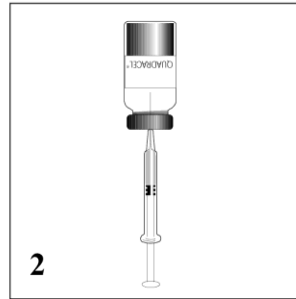


Figure 2
Withdraw
the entire liquid
content.

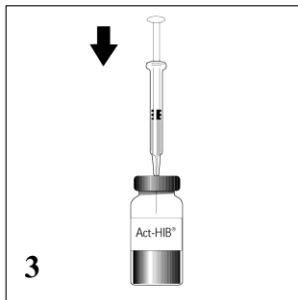


Figure 3
Insert the syringe
needle through the
stopper of the vial
of lyophilized
ActHIB vaccine
component and inject
the liquid into the vial.

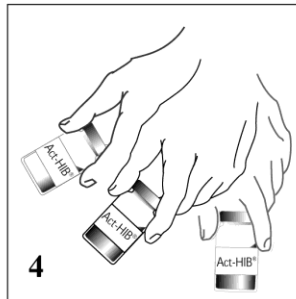


Figure 4
Swirl vial
gently.

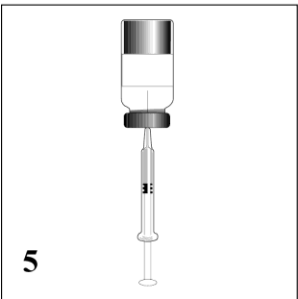


Figure 5
After reconstitution, immediately withdraw
0.5 mL of PENTACEL® and administer
intramuscularly. PENTACEL® should be used
immediately after reconstitution.

4.4 Administration

Administration Route-Related Precautions: Do not administer PENTACEL® by intravascular injection: ensure that the needle does not penetrate a blood vessel.

Intradermal or subcutaneous routes of administration are not to be utilized.

PENTACEL® should not be administered into the buttocks.

Inspect for **extraneous** particulate matter and/or discolouration before use. If these conditions exist, the product should not be administered.

Aseptic technique must be used. Use a separate sterile needle and syringe, or a sterile disposable unit, for each individual patient to prevent disease transmission. Needles should not be recapped but should be disposed of according to biohazard waste guidelines.

Before injection, the skin over the site to be injected should be cleansed with a suitable germicide. Administer the total volume of reconstituted vaccine **intramuscularly** (I.M.). In infants younger than 1 year, the anterolateral aspect of the thigh provides the largest muscle and is the preferred site of injection. In older children, the deltoid muscle is usually large enough for injection.

Give the patient a permanent personal immunization record. In addition, it is essential that the physician or nurse record the immunization history in the permanent medical record of each patient. This permanent office record should contain the name of the vaccine, date given, dose, manufacturer and lot number.

4.5 Missed Dose

If immunization is delayed for any reason, the recommended schedule is:

- 3 single doses of 0.5 mL with 2 months between doses
- a 4th dose given 6 to 12 months after the 3rd dose

5 OVERDOSAGE

For management of a suspected drug overdose, contact your regional poison control centre.

6 DOSAGE FORMS, STRENGTHS, COMPOSITION AND PACKAGING

To help ensure the traceability of vaccines for patient immunization record-keeping as well as safety monitoring, health professionals should record the time and date of administration, quantity of administered dose (if applicable), anatomical site and route of administration, brand name and generic name of the vaccine, the product lot number and expiry date.

Table 1 – Dosage Forms, Strengths, Composition and Packaging

Route of Administration	Dosage Form / Strength/Composition	Non-medicinal Ingredients
Intramuscular injection	Reconstituted product for injection. Each single dose (approximately 0.5 mL) after reconstitution contains: Active Ingredients: Purified polyribosylribitol phosphate capsular polysaccharide (PRP) of <i>Haemophilus influenzae</i> type b covalently bound to tetanus protein, diphtheria toxoid, tetanus toxoid, acellular pertussis [pertussis toxoid (PT), filamentous haemagglutinin (FHA), pertactin (PRN), fimbriae types 2 and 3 (FIM)], inactivated poliomyelitis vaccine (IPV) type 1 (Mahoney), type 2 (MEF1) and type 3 (Saukett).	Aluminum phosphate (adjuvant), 2-phenoxyethanol, polysorbate 80, sucrose, Tris (hydroxymethyl) aminomethane, water for injection Manufacturing process residuals: Bovine serum albumin, formaldehyde, glutaraldehyde, neomycin, polymyxin B sulphate and streptomycin sulphate.

Description

PENTACEL® [Haemophilus b Conjugate Vaccine (Tetanus Protein – Conjugate) Reconstituted with Diphtheria and Tetanus Toxoids and Acellular Pertussis Vaccine Adsorbed combined with Inactivated Poliomyelitis Vaccine] is supplied in two vials: one vial containing lyophilized Haemophilus b conjugate vaccine consisting of the *Haemophilus influenzae* type b capsular polysaccharide PRP covalently bound to tetanus protein, and one vial containing a suspension of diphtheria and tetanus toxoids adsorbed on aluminum phosphate and acellular pertussis vaccine combined with inactivated poliomyelitis vaccine types 1, 2 and 3 and suspended in water for injection. The acellular pertussis vaccine is composed of 5 purified antigens (PT, FHA, PRN and FIM). After reconstitution, the vaccine is a sterile, uniform, cloudy, white to off-white suspension.

Composition

After reconstitution, PENTACEL® is a sterile uniform, cloudy, white to off-white suspension.

Each single dose (approximately 0.5 mL) after reconstitution contains:

Active Ingredients

Purified Polyribosylribitol Phosphate Capsular Polysaccharide (PRP) of *Haemophilus*

influenzae type b covalently bound to 18 – 30 µg of Tetanus Protein 10 µg

Diphtheria Toxoid 15 Lf

Tetanus Toxoid 5 Lf

Acellular Pertussis

Pertussis Toxoid (PT) 20 µg

Filamentous Haemagglutinin (FHA) 20 µg

Pertactin (PRN) 3 µg

Fimbriae Types 2 and 3 (FIM) 5 µg

Inactivated Vero Trivalent Poliovirus (vIPV)

Type 1 (Mahoney) 29 D-antigen units

Type 2 (MEF1) 7 D-antigen units

Type 3 (Saukett) 26 D-antigen units

Other Ingredients

Excipients:

Aluminum Phosphate (adjuvant) 1.5 mg

2-phenoxyethanol 0.6% v/v

Polysorbate 80 < 8.1 µg

Water for Injection q.s. 0.5mL

Tris (hydroxymethyl) aminomethane 0.6 mg

Sucrose 42.5 mg

Manufacturing process residuals:

Residual Component	Amount per 0.5 mL Dose
Formaldehyde	0.0004 to 0.0015 % w/w (2 µg to 7µg)
Glutaraldehyde	< 50 ng
Bovine Serum Albumin (BSA)	≤ 10 ng
Neomycin	< 0.01 µg
Polymyxin B Sulfate	< 0.000001 µg
Streptomycin Sulfate	< 0.0001 µg

Packaging

The stoppers of the vials do not contain latex (natural rubber).

5 dose package containing QUADRACEL® (5 x 0.5 mL vials) for reconstitution of Act-HIB® (5 x 1 dose vials).

7 WARNINGS AND PRECAUTIONS

General

PENTACEL® is not to be used for the treatment of diseases caused by *H. influenzae* type b, *Corynebacterium diphtheriae*, *Clostridium tetani*, *Bordetella pertussis* or poliovirus infections.

Before administration of PENTACEL®, health-care providers should inform the parent or guardian of the recipient of the benefits and risks of immunization, inquire about the recent health status of the recipient, review the recipient’s history concerning possible hypersensitivity to the vaccine or similar vaccine, previous immunization history, the presence of any contraindications to immunization and comply with any local requirements with respect to information to be provided to the parent or guardian before immunization and the importance of completing the immunization series.

It is extremely important that the parent or guardian be questioned concerning any signs or symptoms of an adverse reaction after a previous dose of vaccine. (See 2 CONTRAINDICATIONS and 8 ADVERSE REACTIONS).

The rates and severity of adverse events in recipients of tetanus toxoid are influenced by the number of prior doses and level of pre-existing antitoxins³.

As with any vaccine, PENTACEL® may not protect 100% of susceptible individuals.

Vaccines that contain Hib antigen do not provide protection against infections with other types of *Haemophilus influenzae*, or against meningitis of other origin.

³ The National Advisory Committee on Immunization (NACI) provides additional guidance on vaccines in Canada. Please refer to the published chapters on diphtheria, tetanus, pertussis and poliomyelitis.

Under no circumstances can the tetanus protein contained in conjugate vaccines containing tetanus toxoid as protein carrier be used to replace the usual tetanus vaccination.

Edematous reaction affecting one or both lower limbs has occurred following vaccination with *Haemophilus influenzae* type b-containing vaccines. When this reaction occurs, it does so mainly after primary injections and is observed within the first few hours following vaccination. Associated symptoms may include cyanosis, redness, transient purpura and severe crying. In reported cases, all events resolved spontaneously without sequelae within 24 hours.

Sudden infant death syndrome (SIDS) has occurred in infants following administration of DTaP vaccines. By chance alone, some cases of SIDS can be expected to follow administration of DTaP, IPV or Hib vaccines.

Febrile or Acute Disease: It is recommended that vaccination should be postponed in cases of an acute or febrile-disease. However, a disease with low-grade fever should not usually be a reason to postpone vaccination.

If any of the following events occur within the specified period after administration of a whole-cell pertussis vaccine or a vaccine containing an acellular pertussis component, the decision to administer PENTACEL® should be based on careful consideration of potential benefits and possible risks.

- Temperature of $\geq 40.5^{\circ}\text{C}$ (105°F) within 48 hours, not attributable to another identifiable cause;
- Collapse or shock-like state (hypotonic-hyporesponsive episode) within 48 hours;
- Persistent crying lasting ≥ 3 hours within 48 hours;
- Convulsions with or without fever within 3 days.

Hematologic

Because any intramuscular injection can cause an injection site hematoma in persons with any bleeding disorders, such as hemophilia or thrombocytopenia, or in persons on anticoagulant therapy, intramuscular injections with PENTACEL® should not be administered to such persons unless the potential benefits outweigh the risk of administration. If the decision is made to administer any product by intramuscular injection to such persons, it should be given with caution, with steps taken to avoid the risk of hematoma formation following injection.

Immune

The possibility of allergic reactions in persons sensitive to components of the vaccine should be evaluated. Hypersensitivity reactions may occur following the use of PENTACEL® even in persons with no prior history of hypersensitivity to the product components. Cases of allergic or anaphylactic reaction have been reported after receiving some preparations containing diphtheria and tetanus toxoids and/or pertussis antigens.

It is recommended that as with all other products, epinephrine hydrochloride solution (1:1,000) and other appropriate agents should be available for immediate use in case an anaphylactic or acute hypersensitivity reaction occurs. Health-care providers should be familiar with current recommendations for the initial management of anaphylaxis in non-hospital settings including proper airway management. For instructions on recognition and treatment of anaphylactic reactions, see the current edition of the Canadian Immunization Guide or visit the Health Canada website⁴.

Immunocompromised persons (whether from disease or treatment) may not obtain the expected immune response. If possible, consideration should be given to delaying vaccination until after the completion of any immunosuppressive treatment⁴. Nevertheless, vaccination of persons with chronic immunodeficiency such as HIV infection is recommended even if the antibody response might be limited.

Neurologic

A review by the US Institute of Medicine (IOM) found evidence for a causal relation between tetanus toxoid and both brachial neuritis and Guillain-Barré syndrome (GBS). It is recommended that if GBS occurred within 6 weeks of receipt of prior vaccine containing tetanus toxoid, the decision to give PENTACEL® or any vaccine containing tetanus toxoid should be based on careful consideration of potential benefits and possible risks⁴.

A few cases of demyelinating diseases of the central nervous system, peripheral mononeuropathies, and cranial mononeuropathies have been reported following vaccines containing tetanus and/or diphtheria toxoids, although the IOM concluded that the evidence is inadequate to accept or reject a causal relation between these conditions and vaccination.

Hypotonic-hypo-responsive episodes (HHEs) rarely follow vaccination with whole-cell pertussis-containing DTP vaccines and occur even less commonly after acellular pertussis-containing DTP vaccines and DT vaccines. NACI states that a history of HHEs is not a contraindication to the use of acellular pertussis vaccines but recommends caution in these cases⁴.

Syncope related precautions

Syncope can occur following, or even before, any vaccination as a psychogenic response to the needle injection. Procedures should be in place to prevent falling and injury and to manage syncope.

7.1 Special Populations

7.1.1 Pregnant Women

The vaccine should not be administered to pregnant women.

7.1.2 Breast-feeding

The vaccine should not be administered to nursing women.

⁴ The National Advisory Committee on Immunization (NACI) provides additional guidance on vaccines in Canada. Please refer to the published chapters on diphtheria, tetanus, pertussis and poliomyelitis.

7.1.3 Pediatrics

Currently, Haemophilus b conjugate vaccines are not recommended for infants younger than 2 months of age .

The potential risk of apnea and the need for respiratory monitoring for 48 – 72 hours should be considered when administering the primary immunization series to very premature infants (born \leq 28 weeks of gestation) and particularly for those with a previous history of respiratory immaturity. As the benefit of vaccination is high in this group of infants, vaccination should not be withheld or delayed.

8 ADVERSE REACTIONS

8.2 Clinical Trial Adverse Reactions

Clinical trials are conducted under very specific conditions. The adverse reaction rates observed in the clinical trials; therefore, may not reflect the rates observed in practice and should not be compared to the rates in the clinical trials of another drug. Adverse reaction information from clinical trials may be useful in identifying and approximating rates of adverse drug reactions in real-world use.

Safety information described below are based upon studies with Pentacel® formulated with MRC-5 cell-derived IPV.

A total of 1,334 doses of PENTACEL® have been administered to infants and toddlers in 3 clinical trials. In all, 1,005 infants received 3 doses of PENTACEL®. Of these infants, 296 received 4 doses of PENTACEL®. Thirty-three toddlers received PENTACEL® as a 4th dose at 18 months.

In a randomized, controlled clinical trial conducted in Canada, 335 infants were immunized with PENTACEL® at 2, 4 and 6 months of age. In addition, 296 of these children were immunized as toddlers at 18 months. Table 2 below provides a summary of the frequency of solicited reactions observed within 24 hours following each dose of PENTACEL®. Injection site reactions were generally mild. Up to approximately one third of children receiving PENTACEL® experienced some degree of redness, swelling or tenderness around the injection site. The frequency and duration of severe redness and swelling was higher after the fourth dose in toddlers than in the previous three doses in infants, however severe tenderness did not increase with the fourth dose. Severe systemic reactions were infrequent with PENTACEL® and experienced by less than 2% of children. No infant immunized with PENTACEL® and only one toddler immunized with PENTACEL® experienced a fever $>40^{\circ}\text{C}$.

Table 2: Frequency (%) of Solicited Reactions Observed 24 Hours Following a Single Dose of PENTACEL® Administered at 2, 4, 6 and 18 Months of Age

Solicited Reactions	2 months (N = 333)	4 months (N = 327)	6 months (N = 320)	18 months (N = 295)
Injection Site Reactions				
Redness	8.7	11.9	11.6	19.3
Swelling	11.7	8.8	9.4	14.2
Tenderness	26.4	27.1	19.7	28.1
Systemic Reactions				
Fever ≥38.0°C	18.6	19.5	15.0	21.5
Less Active	46.8	30.8	20.7	9.8
Fussiness	43.5	53.4	37.0	30.2
Crying	30.6	41.5	27.6	18.6
Eating Less	27.6	20.7	15.4	16.9
Diarrhea	10.2	7.6	6.6	5.4
Vomiting	8.7	5.2	4.7	4.4

8.5 Post-Market Adverse Reactions

The following additional adverse events have been spontaneously reported during the post-marketing use of PENTACEL® worldwide. Because these events are reported voluntarily from a population of uncertain size, it is not possible to reliably estimate their frequency or establish a causal relationship to vaccine exposure. Decisions to include these events in labelling were based on one or more of the following factors: 1) severity of the event, 2) frequency of reporting, or 3) strength of causal connection to PENTACEL®.

Immune system disorders

Anaphylaxis/anaphylactic reaction, hypersensitivity (allergic reactions, such as rash and urticaria).

Psychiatric disorders

Screaming

Nervous system disorders

Somnolence, HHE, depressed level of consciousness, hypotonia, convulsion.

Cardiac disorders

Cyanosis

Vascular disorders

Pallor

Gastrointestinal disorders

PENTACEL®

[Haemophilus b Conjugate Vaccine (Tetanus Protein - Conjugate) Reconstituted with Diphtheria and Tetanus Toxoids and Acellular Pertussis Vaccine Adsorbed Combined with Inactivated Poliomyelitis Vaccine]

Vomiting, diarrhea

General disorders and administration site conditions

Injection site reactions (including inflammation, mass, abscess and sterile abscess), extensive swelling of the injected limb (including swelling that involved adjacent joints), vaccination failure/therapeutic response decreased (invasive *H. influenzae* type b disease).

Infections and infestations

Meningitis, rhinitis, viral infection

Metabolism and nutrition disorders

Decreased appetite

Respiratory, thoracic and mediastinal disorders

Apnea, cough

Skin and subcutaneous tissue disorders

Erythema, skin discoloration

Healthcare professionals should report any adverse occurrences temporally related to the administration of the product in accordance with local requirements. (See PATIENT MEDICATION INFORMATION, Reporting Side Effects for Vaccines).

9 DRUG INTERACTIONS

9.4 Drug-Drug Interactions

Immunosuppressive treatments may interfere with the development of the expected immune response. (See 7 WARNINGS AND PRECAUTIONS.)

Topical use of lidocaine-prilocaine patches to reduce injection site pain has no adverse effect on antibody response to PENTACEL®.

Concomitant Vaccine Administration

Administering the most widely used live and inactivated vaccines during the same patient visit has produced seroconversion rates and rates of adverse reactions similar to those observed when the vaccines are administered separately⁵. It is recommended that vaccines administered simultaneously should be given using separate syringes at separate sites. Simultaneous administration is suggested, particularly when there is concern that a person may not return for subsequent vaccination⁵. Simultaneous administration of childhood vaccines such as PENTACEL®, MMR, varicella, pneumococcal

⁵ The National Advisory Committee on Immunization (NACI) provides additional guidance on vaccines in Canada. Please refer to the published chapters on diphtheria, tetanus, pertussis and poliomyelitis.

conjugate and hepatitis B vaccines, is encouraged for children who are at the recommended age to receive these vaccines and for whom no contraindications exist.

Clinical trials have shown that PENTACEL® is safe and immunogenic if administered at the same time as other vaccines (including meningococcal C conjugate vaccine and hepatitis B vaccine).

PENTACEL® should not be mixed in the same syringe with other parenterals.

9.7 Drug-Laboratory Test Interactions

Antigenuria has been detected in some instances following administration of a vaccine containing Hib antigen. Therefore, urine antigen detection may not have definite diagnostic value in suspected *Haemophilus influenzae* type b disease within two weeks of immunization.

10 CLINICAL PHARMACOLOGY

10.1 Mechanism of Action

Clinical trial results described below are based upon studies with Pentacel® formulated with MRC-5 cell-derived IPV.

Diphtheria and Tetanus: Strains of *C. diphtheriae* that produce diphtheria toxin can cause severe or fatal illness characterized by membranous inflammation of the upper respiratory tract and toxin-induced damage to the myocardium and nervous system. Protection against disease attributable to *C. diphtheriae* is due to the development of neutralizing antibodies to diphtheria toxin. A serum diphtheria antitoxin level of 0.01 IU/mL is the lowest level giving some degree of protection. ACIP states that antitoxin levels of at least 0.1 IU/mL are generally regarded as protective. Levels of 1.0 IU/mL have been associated with long-term protection.

Tetanus is an acute and often fatal disease caused by an extremely potent neurotoxin produced by *C. tetani*. The toxin causes neuromuscular dysfunction, with rigidity and spasms of skeletal muscles. Protection against disease attributable to *C. tetani* is due to the development of neutralizing antibodies to tetanus toxin. ACIP states that a serum tetanus antitoxin level of at least 0.01 IU/mL, measured by neutralization assay, is considered the minimum protective level. A tetanus antitoxin level of at least 0.1 IU/mL as measured by the ELISA used in clinical studies of PENTACEL® is considered protective for tetanus. Levels of 1.0 IU/mL have been associated with long-term protection.

Pertussis: Pertussis (whooping cough) is a respiratory disease caused by *B. pertussis*. This Gram-negative coccobacillus produces a variety of biologically active components, though their role in either the pathogenesis of, or immunity to, pertussis has not been clearly defined. The mechanism of protection from *B. pertussis* disease is not well understood.

Poliomyelitis: Inactivated poliomyelitis vaccine induces the production of detectable levels of neutralizing antibodies against each type of poliovirus. The detection of type-specific neutralizing antibodies has been correlated with protection

***Haemophilus influenzae* type b:** The response to the Act-HIB® component of the vaccine is typical of a T-dependent immune response with induction of immunologic priming and memory. Bactericidal activity against Hib is demonstrated in serum after immunization and correlates with the anti-PRP antibody response induced by Hib conjugate vaccine.

10.2 Pharmacodynamics

Diphtheria and Tetanus:

In a clinical trial in Canada, after 4 doses of PENTACEL®, 100% (N = 294) of immunized children achieved serum diphtheria and tetanus antitoxin levels of at least 0.01 IU/mL. 99.7% and 100% of these children achieved serum antitoxin levels of at least 0.1 IU/mL for diphtheria and tetanus, respectively.

After completion of the childhood immunization series, circulating antibodies to diphtheria and tetanus toxoids gradually decline but are thought to persist at protective levels for up to 10 years. NACI recommends that Diphtheria and Tetanus Toxoids boosters are recommended every 10 years.

Pertussis:

In a clinical trial in Sweden (Sweden I Efficacy Trial), pertussis components in PENTACEL® (i.e., PT, FHA, PRN and FIM) have been shown to prevent pertussis in infants with a protective efficacy of 85.2% using the World Health Organization (WHO) case definition (≥ 21 consecutive days of paroxysmal cough with culture or serologic confirmation or epidemiological link to a confirmed case). In the same study, the protective efficacy against mild disease was 77.9%.

Minimum serum antibody levels to specific pertussis vaccine components that confer protection against the development of clinical pertussis have not been identified. Nevertheless, a number of studies have demonstrated a correlation between the presence of serum antibody responses to pertussis vaccine components and protection against clinical disease. In a controlled clinical trial in Sweden (Sweden II Trial), the efficacy of a DTaP vaccine with the same formulation of five pertussis antigens as PENTACEL® was demonstrated to provide a two-fold to three-fold higher protection against pertussis with any cough compared to the vaccine containing three pertussis antigens. The observed difference supports the role of FIM in the protection against colonization of *B. pertussis* and mild disease.

In a recent publication, Bettinger *et al* reviewed pertussis cases during 1991-2004 using surveillance data from the Canadian Immunization Monitoring Program, Active (IMPACT), an active surveillance network based in 12 pediatric tertiary-care hospitals across Canada. Overall, the data show declining rates of pertussis during the years in which PENTACEL® has been used (1999-2004) compared to the period when whole-cell pertussis vaccine was used (1991-1996). Among children 1-4 years of age, incidence of pertussis declined 85%. Data from the Northwest Territories, Newfoundland and Labrador and British Columbia support national and IMPACT data demonstrating a progressive decline of pertussis cases among infants and children through 9 years of age.

Poliomyelitis:

A clinical study of PENTACEL® in 321 Canadian infants showed that, after 4 doses, more than 99.7% of vaccinated children achieved protective antibody levels (titres $\geq 1:8$) to Poliovirus Types 1, 2 and 3 following the primary series.

Haemophilus influenzae type b:

In children aged ≥ 24 months, antibody titres to *H. influenzae* capsular polysaccharide (anti-PRP) of ≥ 0.15 $\mu\text{g/mL}$ following vaccination with unconjugated PRP vaccine correlated with protection against invasive *H. influenzae* type b disease immediately after immunization, whereas titres ≥ 1.0 $\mu\text{g/mL}$ correlated with protection for at least 1 year. Although the relevance of the 0.15 $\mu\text{g/mL}$ and 1.0 $\mu\text{g/mL}$ thresholds to clinical protection after immunization with conjugate vaccines is not known, these levels have been used to gauge antibody response to vaccination. In a clinical study of PENTACEL® in 294 Canadian infants, after

4 doses, 100% of vaccinated children achieved protective antibody titres $\geq 0.15 \mu\text{g/mL}$ and 99.0% achieved protective antibody levels $\geq 1.0 \mu\text{g/mL}$.

10.3 Pharmacokinetics

Duration of Effect

To ensure optimal protection during childhood, 4 consecutive doses should be given at 2, 4, 6 and 18 months of age. A booster with a vaccine containing diphtheria, tetanus, acellular pertussis with or without IPV is required at 4 to 6 years.

11 STORAGE, STABILITY AND DISPOSAL

Store at 2° to 8°C (35° to 46°F). **Do not freeze.** Discard product if exposed to freezing.

The vaccine should be used immediately after reconstitution.

12 SPECIAL HANDLING INSTRUCTIONS

Do not use vaccine after expiration date.

PART II: SCIENTIFIC INFORMATION

13 PHARMACEUTICAL INFORMATION

Drug Substance

Proper name: Haemophilus b Conjugate Vaccine (Tetanus Protein Conjugate) Reconstituted with Diphtheria and Tetanus Toxoids and Acellular Pertussis Vaccine Adsorbed Combined with Inactivated Poliomyelitis Vaccine

Product Characteristics:

PENTACEL® is supplied in two vials: one vial containing lyophilized Haemophilus b conjugate vaccine consisting of the *Haemophilus influenzae* type b capsular polysaccharide (PRP), covalently bound to tetanus protein, and one vial containing a suspension of diphtheria and tetanus toxoids adsorbed on aluminum phosphate and acellular pertussis vaccine combined with inactivated poliomyelitis vaccine types 1, 2 and 3 and suspended in water for injection. The acellular pertussis vaccine is composed of 5 purified pertussis antigens (PT, FHA, PRN, FIM). After reconstitution, the vaccine is a sterile, uniform, cloudy, white to off-white suspension.

C. diphtheriae is grown in modified Mueller's growth medium. After purification by ammonium sulphate fractionation, the diphtheria toxin is detoxified with formaldehyde and diafiltered. *C. tetani* is grown in modified Mueller-Miller casamino acid medium without beef heart infusion. Tetanus toxin is detoxified with formaldehyde and purified by ammonium sulphate fractionation and diafiltration. Diphtheria and tetanus toxoids are individually adsorbed onto aluminum phosphate.

The 5 acellular pertussis vaccine components are produced from *B. pertussis* cultures grown in Stainer-Scholte medium modified by the addition of casamino acids and dimethyl-beta-cyclodextrin. PT, FHA and PRN are isolated separately from the supernatant culture medium. The FIM components are extracted and copurified from the bacterial cells. The pertussis antigens are purified by sequential filtration, salt-precipitation, ultrafiltration and chromatography. PT is detoxified with glutaraldehyde. FHA is treated with formaldehyde. The residual aldehydes are removed by diafiltration. The individual antigens are adsorbed separately onto aluminum phosphate.

Inactivated poliomyelitis vaccine (IPV) is a highly purified, inactivated poliovirus vaccine including three types of poliovirus: Type 1 (Mahoney), Type 2 (MEF-1) and Type 3 (Saukett). Each of the three strains of poliovirus is individually grown in Vero cells cultivated on microcarriers. The single virus harvest is concentrated and purified, then inactivated with formaldehyde to produce the type 1, 2 or 3 monovalent. Monovalents of each type are then combined in appropriate quantities to produce a trivalent concentrate.

After clarification and filtration, viral suspensions are concentrated by ultrafiltration, and purified by two liquid chromatography steps. The monovalent viral suspensions are then inactivated with formaldehyde. After inactivation has been confirmed, one or more lots of inactivated monovalent virus are pooled, concentrated and equilibrated with phosphate buffered saline to produce an inactivated monovalent concentrate. The monovalent concentrates of each type are then combined to produce a trivalent concentrate.

The adsorbed diphtheria, tetanus and acellular pertussis components are combined into an intermediate concentrate. IPV is added and the vaccine is diluted to a final concentration of 2 doses/mL.

PENTACEL®

[*Haemophilus b* Conjugate Vaccine (Tetanus Protein - Conjugate) Reconstituted with Diphtheria and Tetanus Toxoids and Acellular Pertussis Vaccine Adsorbed Combined with Inactivated Poliomyelitis Vaccine]

Both diphtheria and tetanus toxoids induce at least 2 neutralizing units per mL in the guinea pig potency test. The potency of the acellular pertussis vaccine components is evaluated by the antibody response of immunized guinea pigs to PT, FHA, PRN and FIM as measured by enzyme-linked immunosorbent assay (ELISA). The antigenicity of the IPV is evaluated by the antibody response in rats measured by virus neutralization.

Act-HIB® is a sterile, lyophilized vaccine that is reconstituted at the time of use with Diphtheria and Tetanus Toxoids and Acellular Pertussis Vaccine Adsorbed combined with Inactivated Poliomyelitis vaccine. Act-HIB® consists of the Haemophilus b capsular polysaccharide PRP, a high molecular weight polymer prepared from the *H. influenzae* type b strain 1482 grown in a semi-synthetic medium, covalently bound to tetanus protein. Act-HIB® contains no preservative. The tetanus protein is prepared by ammonium sulphate purification, and formalin inactivation of the toxin from cultures of *C. tetani* (Harvard strain) grown in a modified Mueller and Miller medium. () The toxoid is filter sterilized before the conjugation process. Potency of Act-HIB® is specified on each lot by limits on the content of PRP polysaccharide and protein in each dose and the proportion of polysaccharide and protein that is characterized as high molecular weight conjugate.

14 CLINICAL TRIALS

14.1 Clinical Trials By Indication

Haemophilus Influenzae Type B Disease, Diphtheria, Tetanus, Pertussis (Whooping Cough) And Poliomyelitis In Infants From The Age Of 2 Months And In Children Up To 6 Years Of Age (Prior To Their 7th Birthday).

Three pivotal clinical trials (Sweden Trial I, Sweden Trial II and PB9502) conducted in Sweden and in Canada, provide the clinical basis for the licensure of PENTACEL® in Canada. (See Table 3)

Table 3: Summary of Demographics and Study Design of the Trials with PENTACEL®

Study	Study Design	Dosage and Route of Administration	Vaccination Schedule/ Study Population*	Gender
Sweden I	Randomized, placebo-controlled, double-blind, efficacy and safety trial with one whole cell DTP, two DTaP vaccines (2 and 5-component).	0.5 mL I.M.	2, 4, 6 months of age N = 2,587	Males N = 1,330 Females N = 1,257
Sweden II	Randomized, controlled, double-blind, multicentre efficacy trial with one whole cell DTP and three DTaP vaccines (2, 3 and 5-component).	0.5 mL I.M.	2, 4, 6 months of age N = 2,551 and 3, 5, 12 months of age N = 18,196	Males N = 10,590 Females N = 10,157
PB9502	Randomized, controlled, single-blinded multicentre safety and immunogenicity comparative trial with PEDIACEL®†, PENTACEL®, PENTA™‡ and QUADRACEL®§ + Act-HIB®**.	0.5 mL I.M.	2, 4, 6 and 18 months of age N = 335	Males N = 185 Females N = 150

* Number enrolled.

† PEDIACEL® [Diphtheria and Tetanus Toxoids and Acellular Pertussis Vaccine Adsorbed Combined with Inactivated Poliomyelitis Vaccine and Haemophilus b Conjugate Vaccine (Tetanus Protein – Conjugate)]

‡ PENTA™ is a whole-cell DPT-Polio (MRC-5) with lyophilized PRP-T vaccine

§ QUADRACEL® [Diphtheria and Tetanus Toxoids and Acellular Pertussis Vaccine Adsorbed Combined with Inactivated Poliomyelitis Vaccine]

** Act-HIB® [Haemophilus b Conjugate Vaccine (Tetanus Protein – Conjugate)]

Sweden I Efficacy Trial

A randomized, double-blinded, placebo-controlled efficacy and safety study was conducted in Sweden from 1992 - 1995 (Sweden I Efficacy Trial) under the sponsorship of the National Institute of Allergy and Infectious Diseases (NIAID). A total of 9,829 infants received 1 of 4 vaccines: TRIPACEL® [Diphtheria and Tetanus Toxoids and Acellular Pertussis Vaccine Adsorbed], the five-component DTaP vaccine that contains the same antigens (but with a lower content of PT and FHA per dose) present in PENTACEL® (N = 2,587); a two-component DTaP vaccine (N = 2,566); a whole-cell pertussis DTP vaccine from the U.S. (N = 2,102); or DT vaccine (Swedish National Bacteriological Laboratory) as placebo (N = 2,574). Infants were immunized at 2, 4 and 6 months of age. The mean length of follow-up was 2 years after the third dose of vaccine. The protective efficacy of TRIPACEL® against pertussis after 3 doses of vaccine using the World Health Organization (WHO) case definition (≥ 21 consecutive days of paroxysmal cough with culture or serologic confirmation or epidemiologic link to a confirmed case) was 85.2% (95% confidence interval [CI]

PENTACEL®

[Haemophilus b Conjugate Vaccine (Tetanus Protein - Conjugate) Reconstituted with Diphtheria and Tetanus Toxoids and Acellular Pertussis Vaccine Adsorbed Combined with Inactivated Poliomyelitis Vaccine]

80.6 to 88.8). The protective efficacy of TRIPACEL® against mild pertussis (≥1 day of cough with laboratory confirmation) was 77.9% (95% CI 72.6 to 82.2). (Table 4) Protection against pertussis by TRIPACEL® was sustained for the 2-year follow-up period. (Table 5)

Table 4: Vaccine Efficacy Against Pertussis Infection of Varying Clinical Severity

Clinical Severity of Pertussis	Vaccine Efficacy (%) of TRIPACEL® (n = 2,551) Compared to DT Control (n = 2,539)
cough ≥ 1 day	77.9
cough >7 days	78.4
cough ≥ 21 days	81.4
cough ≥30 days	87.3
paroxysmal cough ≥ 14 days	82.3
paroxysmal cough ≥ 21 days	85.1

Another arm of the trial looked at the persistence of the protection provided by this TRIPACEL® formulation compared to a placebo. High levels of protection were sustained for TRIPACEL® over the entire 2-year follow-up period.

Table 5: Duration of Vaccine Efficacy for TRIPACEL® Compared to Placebo

Vaccine Efficacy (%) Compared to DT (Placebo n = 2,068)	
Interval Since Third Dose (in days)	TRIPACEL® (n = 2,069)
0-89	95
90-179	83.6
180-269	86.7
270-359	84.4
360-449	92.1
450-539	78.3
540-629	86.4
630-719	81.3

The incidence of injection site and systemic reactions after administration of TRIPACEL® was comparable to the DT control group.

A sub-study of this trial looked specifically at immunized children exposed to pertussis from other members of their households. This formulation of TRIPACEL® was more efficacious than any of the other acellular and whole-cell vaccines studied. There was a correlation between clinical protection and the presence of anti-PRN, anti-FIM and anti-PT antibodies respectively in the serum of immunized children.

Sweden II Efficacy Trial

A second NIAID-sponsored, prospective, randomized, double-blinded efficacy trial was conducted in Sweden (Sweden II Efficacy Trial) from 1993 to 1996. Infants (N = 82,892) were randomized to receive one of four vaccines: a two-component acellular DTaP vaccine (N = 20,697); a three-component acellular DTaP vaccine (n = 20,728); the same formulation of the five-component acellular DTaP vaccine that is contained in PENTACEL® (N = 20,747); or a European whole-cell DTP vaccine (N = 20,720). Vaccination occurred at 3, 5 and 12 months of age (88% of participants) or at 2, 4 and 6 months of age (12% of participants). The relative risk of typical pertussis (culture-confirmed *B. pertussis* infection with at least 21 days of paroxysmal cough) was 0.85 and 1.38 among children given the five-component and three-component vaccines, respectively, as compared with those given the whole-cell vaccine. The relative risk of typical pertussis was 0.62 among children given the five-component vaccine as compared with the three-component vaccine. The absolute efficacy of the three-component vaccine, when tested in an earlier double-blinded randomized placebo-controlled trial in Italy was 84% (95% CI, 76-89). Although the absolute efficacy of the five-component vaccine could not be determined in the Sweden II Efficacy Trial because of the lack of a DT control group, based on the relative risk data, it appears that the five-component vaccine demonstrated improved efficacy compared with the 84% absolute efficacy associated with the three-component vaccine. The observed difference supports the role of fimbriae types 2 and 3 (FIM) in the protection against colonization by *B. pertussis* and mild disease (Table 6).

Table 6: Geometric Mean Titres (GMTs) to Pertussis Antigens Following the Third Dose of TRIPACEL® (Vaccine Administered at 2, 4 And 6 Months)

Pertussis Antigens	TRIPACEL® (n = 80) GMTs (EU/mL)
PT	51.6
FHA	57.0
PRN	134.3
FIM	351.9

Rates of serious adverse events were less than or comparable to the rates in the other acellular pertussis and European whole-cell DTP groups in this study.

Clinical Trial PB9502

In a randomized controlled clinical trial conducted in Canada between 1995 and 1997, 787 infants received PENTACEL[®] (N = 335), PEDIACEL[®] (N = 339), PENTA[™] (N = 112) or QUADRACEL[®] and Act-HIB[®], given concomitantly at separate sites (N = 113) at 2, 4, and 6 months of age. Of the 787 children enrolled, 708 received a fourth dose of the same vaccine at 18-20 months of age.

Safety

Solicited injection site reactions occurred in 8.7% (redness) to 28.1% (tenderness) of PENTACEL[®] vaccinees. Severe injection site reactions were observed in only 0.9% (tenderness) to 7.5% (redness) of PENTACEL[®] vaccinees. (See Table 7) The frequency of reactions at the injection site was generally higher after the fourth dose than in the previous three doses in infants, however, severe tenderness did not increase with the fourth dose. Solicited systemic reactions occurred in 1.8% (vomiting) to 53.4% (fussiness). Except for decreased activity after the first dose (1.2%) and fussiness after the fourth dose (1.0%), severe systemic reactions were uncommon. (See Table 7) One child immunized with PENTACEL[®] experienced a fever $\geq 40^{\circ}\text{C}$. No HHE was observed in this study. One child immunized with PENTACEL[®] suffered a febrile seizure. PENTACEL[®] differed in solicited reactions from QUADRACEL[®] + Act-HIB[®] only with respect to tenderness and fever. Redness was less frequent with QUADRACEL[®] + Act-HIB[®], whereas fever was milder with PENTACEL[®]. (See Table 8)

Table 7: Frequency (%) of Solicited Reactions Observed Within 24 Hours Following a Single Dose of PENTACEL[®] Administered at 2, 4, 6 and 18 Months of Age in Clinical Trial PB9502

Solicited Reactions		2 months (N = 334)	4 months (N = 329)	6 months (N = 321)	18 months (N = 295)
Crying	Any	30.6	41.5	27.6	18.6
	Severe*	0	0.3	0	0
Less Active	Any	46.8	30.8	20.7	9.8
	Severe†	1.2	0	0	0
Eating Less	Any	27.6	20.7	15.4	16.9
	Severe †	0	0	0	0
Diarrhea	Any	10.2	7.6	6.6	5.4
	Severe §	0	0	0	0
Fever	Any	18.6	19.5	15.0	21.5
	$\geq 40^{\circ}\text{C}$	0	0	0	0.3
Fussiness	Any	43.5	53.4	37.0	30.2
	Severe **	0.3	0.3	0	1.0
Injection Site Redness	Any	8.7	11.9	11.6	19.3
	≥ 35 mm	2.7	4.0	1.6	7.5
Injection Site Swelling	Any	11.7	8.8	9.4	14.2
	≥ 35 mm	5.1	3.7	1.6	5.1
Injection Site	Any	26.4	27.1	19.7	28.1

PENTACEL[®]

[Haemophilus b Conjugate Vaccine (Tetanus Protein - Conjugate) Reconstituted with Diphtheria and Tetanus Toxoids and Acellular Pertussis Vaccine Adsorbed Combined with Inactivated Poliomyelitis Vaccine]

Solicited Reactions		2 months (N = 334)	4 months (N = 329)	6 months (N = 321)	18 months (N = 295)
Tenderness	Severe ^{††}	1.8	3.7	0.9	1.4
	Any	8.7	5.2	4.7	4.4
Vomiting	Severe ††	0	0	0	0

* Cried continuously for ≥ 3 hrs.

† Sleeping most of the time.

‡ Refused most or all feeds.

§ Multiple liquid stools without any solid consistency.

** Continuously fussy for ≥ 3 hrs.

†† Baby cries when leg is moved.

‡‡ Frequent vomiting and inability to have any oral intake.

Table 8: Frequency (%) of Solicited Reactions Observed Within 24 Hours Following the Administration of PENTACEL® or QUADRACEL® + Act-HIB® (Q//A) at 2, 4, 6 and 18 Months of Age in Clinical Trial PB9502

Solicited Reactions	Vaccine	Age (months)			
		2	4	6	18
		QUADRACEL® + Act-HIB®	N = 113	N = 111	N = 111
	PENTACEL®	N = 334	N = 329	N = 321	N = 295
Crying	Q//A	31.0	28.8	23.4	19.2
	PENTACEL®	30.6	41.5	27.6	18.6
Less Active	Q//A	51.3	27.9	21.6	16.3
	PENTACEL®	46.8	30.8	20.7	9.8
Eating Less	Q//A	34.5	20.7	16.2	20.2
	PENTACEL®	27.6	20.7	15.4	16.9
Diarrhea	Q//A	6.2	7.2	9.9	2.9
	PENTACEL®	10.2	7.6	6.6	5.4
Fever	Q//A	22.1	21.1	18.0	24.0
	PENTACEL®	18.6	19.5	15.0	21.5
Fussiness	Q//A	46.0	45.0	35.1	33.7
	PENTACEL®	43.5	53.4	37.0	30.2
Injection Site Redness	Q//A	0.9	8.1	12.6	18.3
	PENTACEL®	8.7	11.9	11.6	19.3
Injection Site Swelling	Q//A	5.3	3.6	7.2	13.5
	PENTACEL®	11.7	8.8	9.4	14.2
Injection Site Tenderness	Q//A	18.6	18.0	9.0	28.8
	PENTACEL®	26.4	27.1	19.7	28.1
Vomiting	Q//A	8.0	2.7	6.3	6.7
	PENTACEL®	8.7	5.2	4.7	4.4

14.3 Immunogenicity

Clinical Trial PB9502

In study PB9502, the immunogenicity presented through GMTs of PENTACEL® antigens did not show any clinically significant differences compared to administration of QUADRACEL® and Act-HIB® separately. (See Table 9, Table 10, Table 11 and Table 12). Tetanus and diphtheria antitoxin levels were lower in infants receiving PENTACEL®, but these differences were not clinically significant; after 3 doses, 100% of infants in both groups had obtained the minimal level (≥ 0.01 EU/mL) of tetanus antibody thought to be protective and 99% of infants in both groups attained the minimal level (≥ 0.01 IU/mL) of diphtheria antibody thought to be protective. Although the GMT of tetanus antibody was also lower at 19 months in toddlers receiving PENTACEL®, the difference was not clinically significant. One hundred percent of toddlers in both groups were optimally protected against tetanus (≥ 0.1 EU/mL) following the fourth dose.

Table 9: Antibody Responses to PRP-T, Diphtheria and Tetanus Toxoids and Poliovirus Types 1, 2 and 3 Measured One Month After the Third Dose of the Primary Series with PENTACEL® or QUADRACEL® + Act-HIB® in Clinical Trial PB9502

Antibody	Result	Post 3 rd Dose (7 months of age)	
		PENTACEL® (N = 321-322)	QUADRACEL® + Act-HIB® (N = 107-108)
Anti-PRP	GMT (µg/mL)	4.40	3.83
	(95% CI)	(3.78, 5.13)	(3.05, 4.80)
	% ≥ 0.15 µg/mL	98.5	100
	% ≥ 1.0 µg/mL	84.7	88.9
Diphtheria	GMT (IU/mL)	0.28	0.36
	(95% CI)	(0.24, 0.33)	(0.28, 0.46)
	% ≥ 0.01 IU/mL	98.4	99.1
	% ≥ 0.10 IU/mL	76.7	84.3
Tetanus	GMT (EU/mL)	0.88	1.61
	(95% CI)	(0.80, 0.96)	(1.40, 1.86)
	% ≥ 0.01 EU/mL	100.0	100
	% ≥ 0.10 EU/mL	99.1	100
Polio Type 1	GMT	723	702
	(95% CI)	(593, 882)	(513, 960)
	% ≥ 1:8	99.4	98.1
Polio Type 2	GMT	2,178	2595
	(95% CI)	(1,841, 2,578)	(2005, 3360)
	% ≥ 1:8	100.0	100
Polio Type 3	GMT	1,942	1837
	(95% CI)	(1,642, 2,297)	(1362, 2477)
	% ≥ 1:8	99.4	99.1

Table 10: Antibody Responses to PRP-T, Diphtheria and Tetanus Toxoids and Poliovirus Types 1, 2 and 3 Measured Immediately Before and One Month After a Fourth Dose at 18 to 19 Months of Age with PENTACEL[®] or QUADRACEL[®] + Act-HIB[®] in Clinical Trial PB9502

Antibody	Result	Pre 4 th Dose		Post 4 th Dose	
		PENTACEL [®] (N = 293-294)	QUADRACEL [®] + Act-HIB [®] (N = 103-104)	PENTACEL [®] (N = 291-294)	QUADRACEL [®] + Act-HIB [®] (N = 103-104)
Anti-PRP	GMT($\mu\text{g}/\text{mL}$)	0.42	0.37	30.1	27.1
	(95% CI)	(0.35, 0.49)	(0.28, 0.48)	(26.4, 34.2)	(21.6, 34.1)
	% \geq 0.15 $\mu\text{g}/\text{mL}$	75.4	100.0	100.0	100.0
	% \geq 1.0 $\mu\text{g}/\text{mL}$	25.3	100.0	99.0	100.0
Diphtheria	GMT (IU/mL)	0.05	0.05	4.42	4.39
	(95% CI)	(0.04, 0.06)	(0.04, 0.06)	(3.82, 5.11)	(3.43, 5.62)
	% \geq 0.01 IU/mL	89.5	93.3	100.0	100.0
	% \geq 0.10 IU/mL	25.5	24.0	99.7	99.0
Tetanus	GMT (EU/mL)	0.40	0.59	7.52	13.4
	(95% CI)	(0.35, 0.45)	(0.49, 0.71)	(6.89, 8.21)	(11.5, 15.7)
	% \geq 0.01 EU/mL	99.3	100.0	100.0	100.0
	% \geq 0.10 EU/mL	90.8	94.2	100.0	100.0
Polio Type 1	GMT	108	102.5	14,874	15,113
	(95% CI)	(88.3, 133)	(92.9, 144)	(12,303, 17,983)	(11,493, 19,872)
	% \geq 1:8	90.8	89.3	99.7	100.0
Polio Type 2	GMT	303	375.7	21,690	20,735
	(95% CI)	(253, 364)	(289, 489)	(18,711, 25,145)	(16,392, 26,230)
	% \geq 1:8	98.3	99.0	100.0	100.0
Polio Type 3	GMT	243	229.9	22,930	20,596
	(95% CI)	(197, 300)	(160, 329)	(19,207, 27,376)	(15,265, 27,790)
	% \geq 1:8	94.9	94.1	100.0	100.0

PENTACEL[®]

[*Haemophilus b* Conjugate Vaccine (Tetanus Protein - Conjugate) Reconstituted with Diphtheria and Tetanus Toxoids and Acellular Pertussis Vaccine Adsorbed Combined with Inactivated Poliomyelitis Vaccine]

Table 11: Pertussis Antibody Responses Measured One Month After the Third Dose of the Primary Series with PENTACEL® or QUADRACEL® + Act-HIB® in Clinical Trial PB9502

Antibody	Result	Post 3 rd Dose (7 months of age)	
		PENTACEL® (N = 320-321)	QUADRACEL® + Act-HIB® (N = 107-108)
PT	GMC (EU/mL)	89.0	102.6
	(95% CI)	(82.5, 96.0)	(90.5, 116.4)
	% ≥ 4-fold rise*	92.2	92.2
FHA	GMC (EU/mL)	152.6	165.3
	(95% CI)	(143.7, 162.2)	(148.4, 184.3)
	% ≥ 4-fold rise*	87.1	86.5
PRN	GMC (EU/mL)	55.9	40.5
	(95% CI)	(49.3, 63.3)	(33.0, 49.7)
	% ≥ 4-fold rise*	85.2	75.7
FIM	GMC (EU/mL)	243.8	332.3
	(95% CI)	(210.8, 282.1)	(264.6, 417.3)
	% ≥ 4-fold rise*	84.7	83.5

* Percentage of vaccinees attaining at least a 4-fold increase over their pre-immunization antibody level at 2 months of age.

Table 12: Pertussis Antibody Responses Measured Immediately Before and One Month After a Fourth Dose with PENTACEL[®] or QUADRACEL[®] + Act-HIB[®] in Clinical Trial PB9502

Antibody	Result	4 th Dose (18 to 19 months of age)			
		Pre-Immunization		Post-Immunization	
		PENTACEL [®] (N = 280-282)	QUADRACEL [®] + Act-HIB [®] (N = 101)	PENTACEL [®] (N = 285-288)	QUADRACEL [®] + Act-HIB [®] (N = 103)
PT	GMC (EU/mL)	11.4	14.8	181.7	222.9
	(95% CI)	(10.3, 12.7)	(12.7, 17.3)	(166, 199)	(196, 253)
	% ≥ 4-fold rise*	-	-	96.8	97.0
FHA	GMC (EU/mL)	20.9	24.7	244.6	251.9
	(95% CI)	(18.7, 23.2)	(20.8, 29.2)	(228, 263)	(224, 284)
	% ≥ 4-fold rise	-	-	91.0	91.1
PRN	GMC (EU/mL)	9.6	6.9	210	160.0
	(95% CI)	(8.4, 10.9)	(5.5, 8.7)	(185, 239)	(132, 195)
	% ≥ 4-fold rise	-	-	97.8	100
FIM	GMC (EU/mL)	37.9	55.3	855	1079
	(95% CI)	(32.7, 44.0)	(44.3, 69.1)	(753, 971)	(879, 1324)
	% ≥ 4-fold rise	-	-	95.7	93.1

* Percentage of vaccinees attaining at least a 4-fold increase over their pre-immunization antibody level at 18 to 19 months of age.

15 MICROBIOLOGY

No microbiological information is required for this drug product.

16 NON-CLINICAL TOXICOLOGY

Data in animals revealed no unexpected findings and no target organ toxicity.

PENTACEL[®]

[Haemophilus b Conjugate Vaccine (Tetanus Protein - Conjugate) Reconstituted with Diphtheria and Tetanus Toxoids and Acellular Pertussis Vaccine Adsorbed Combined with Inactivated Poliomyelitis Vaccine]

PATIENT MEDICATION INFORMATION

READ THIS FOR SAFE AND EFFECTIVE USE OF YOUR MEDICINE

PENTACEL®

[*Haemophilus b* Conjugate Vaccine (Tetanus Protein Conjugate) Reconstituted with Diphtheria and Tetanus Toxoids and Acellular Pertussis Vaccine Adsorbed Combined with Inactivated Poliomyelitis Vaccine]

Read this carefully before your child receives PENTACEL®. This leaflet is a summary and will not tell you everything about this vaccine. Talk to your healthcare professional about your child's medical condition and treatment and ask if there is any new information about PENTACEL®.

What is PENTACEL® used for?

PENTACEL® is a vaccine that is used to help prevent against diphtheria, tetanus (lock jaw), pertussis (whooping cough), polio and invasive *H. influenzae* type b (Hib) infections. This vaccine may be given to children aged 2 months or older. It may also be given as a booster to children up to age 7.

The majority of children who are vaccinated with PENTACEL® will produce enough antibodies to help protect them against these 5 diseases. However, as with all vaccines, 100% protection cannot be guaranteed.

How does PENTACEL® work?

PENTACEL® causes the body to produce its own natural protection against diphtheria, tetanus, pertussis (whooping cough), poliomyelitis and invasive Hib infections. After your child receives the vaccine, the body begins to make substances called antibodies. Antibodies help the body to fight disease. If a vaccinated person comes into contact with one of the germs that cause these diseases, the body is usually ready to destroy it.

What are the ingredients in PENTACEL®?

Medicinal ingredients: Each 0.5 mL dose of PENTACEL® contains: Hib conjugate vaccine, diphtheria toxoid, tetanus toxoid, acellular pertussis vaccine (pertussis toxoid, filamentous haemagglutinin, pertactin, fimbriae types 2 and 3) and inactivated polio vaccine.

Non-medicinal ingredients: Aluminum phosphate (adjuvant), 2-phenoxyethanol, polysorbate 80, water for injection, Tris (hydroxymethyl) aminomethane and sucrose. Residual formaldehyde, glutaraldehyde, bovine serum albumin, neomycin, polymyxin B sulphate, streptomycin sulphate are present in trace amounts.

PENTACEL® comes in the following dosage forms:

PENTACEL® is supplied in two vials: one vial of freeze-dried Act-HIB® vaccine and one vial of liquid dose of 0.5 mL QUADRACEL® vaccine which are then combined for injection into a muscle.

PENTACEL®

[*Haemophilus b* Conjugate Vaccine (Tetanus Protein - Conjugate) Reconstituted with Diphtheria and Tetanus Toxoids and Acellular Pertussis Vaccine Adsorbed Combined with Inactivated Poliomyelitis Vaccine]

Do not use PENTACEL® if:

- Do not give PENTACEL® to a child who has an allergy to any ingredient in the vaccine or has had an allergic reaction after receiving a vaccine that contained similar ingredients.
- Do not give PENTACEL® to a person who has had a serious nervous system disorder within 7 days after a previous pertussis vaccine. In case of progressive nervous system disorder or uncontrolled epilepsy, vaccination may be considered only after a treatment has been established and the condition is stabilized.

To help avoid side effects and ensure proper use, talk to your healthcare professional if your child has any of the following conditions BEFORE the child receives PENTACEL® :

- **A high fever or serious illness.** Wait until the child is better to give the vaccination.
- **An allergy to any component of the vaccine or the container.**
- **A serious nervous system adverse event following a previous pertussis vaccination.**
- **Diseases of the immune system or who are taking a medical treatment that affects the immune system.** The vaccine may provide your child with a lower level of protection than it does for people with healthy immune systems. If possible, try to postpone the vaccination until after your child has completed the treatment.
- **A bleeding disorder or take blood-thinning medications.** Tell the person giving the injection about your child's condition. The injection must be done carefully to prevent excessive bleeding.
- **A higher risk of seizure than the general population.** A fever-reducing medication (AW) may be given to your child.
- **Fainting can occur following, or even before, any needle injection. Therefore, tell your doctor or nurse if your child fainted with a previous injection.**

Tell your healthcare professional about all the medicines your child takes, including any drugs, vitamins, minerals, natural supplements or alternative medicines.

DO NOT mix PENTACEL® with other vaccines or medicinal products in the same syringe.

PENTACEL® may be given at the same time but at separate sites with Hepatitis B vaccine, 7-valent pneumococcal conjugate vaccine, MMR and Varicella vaccines.

How to take PENTACEL®:

Usual dose:

A single dose of 0.5 mL is recommended for routine immunization of infants at 2, 4, 6 and 18 months of age and in children up to their 7th birthday.

The vaccination should be given in the muscle, preferably in the thigh for children up to 1 year-old. In children >1 year of age, the shoulder is the preferred site since use of the thigh results in limping due to muscle pain.

Overdose:

If you think you, or a person you are caring for, have taken too much PENTACEL®, contact a healthcare professional, hospital emergency department, or regional poison control centre immediately, even if there are no symptoms.

Missed Dose:

If immunization is delayed for any reason, the recommended schedule is:

- 3 single doses of 0.5 mL with 2 months between doses
- a 4th dose given 6 to 12 months after the 3rd dose

What are possible side effects from using PENTACEL®?

These are not all the possible side effects your child may experience when receiving PENTACEL®. If your child experiences any side effects not listed here, tell your healthcare professional.

A vaccine, like any medicine, may cause side effects. Up to one third of children who receive PENTACEL® may have mild side effects such as redness, swelling or tenderness around the injection site. Other common reactions include fever, increased crying, fussiness, being less active and have decreased eating. These side effects are usually mild and last no more than 3 to 4 days. Severe reactions, such as high fever, swelling and redness of the entire arm or leg, or a serious allergic reaction are very rare.

Tell your doctor, nurse or pharmacist as soon as possible if your child is not feeling well after receiving PENTACEL®.

Serious side effects are extremely rare.

If your child has a troublesome symptom or side effect that is not listed here or becomes bad enough to interfere with your child's daily activities, tell your healthcare professional.

Reporting Suspected Side Effects for Vaccines

For the general public: Should you experience a side effect following immunization, please report it to your healthcare professional.

Should you require information related to the management of the side effect, please contact your healthcare professional. The Public Health Agency of Canada, Health Canada and Sanofi Pasteur Limited cannot provide medical advice.

For healthcare professionals: If a patient experiences a side effect following immunization, please complete the Adverse Events Following Immunization (AEFI) Form appropriate for your province/territory (<http://www.phac-aspc.gc.ca/im/ae-fi-essi-form-eng.php>) and send it to your local Health Unit.

Storage:

Store the vaccine in a refrigerator at 2° to 8°C (35° to 46°F). **Do not freeze.** Throw the product away if it has been exposed to freezing.

Do not use after the expiration date.

Keep out of reach and sight of children.

If you want more information about PENTACEL®:

- Talk to your healthcare professional
- Find the full product monograph that is prepared for healthcare professionals and includes this Patient Medication Information by visiting the Health Canada website: (<https://www.canada.ca/en/health-canada/services/drugs-health-products/drug-products/drug-product-database.html>); the Sanofi Canada website (www.sanofi.ca) or by contacting the vaccine producer, Sanofi Pasteur Limited at 1-888-621-1146 (no charge).

This leaflet was prepared by Sanofi Pasteur Limited.

Last Revised: JAN 26, 2023

R9 0123 Canada