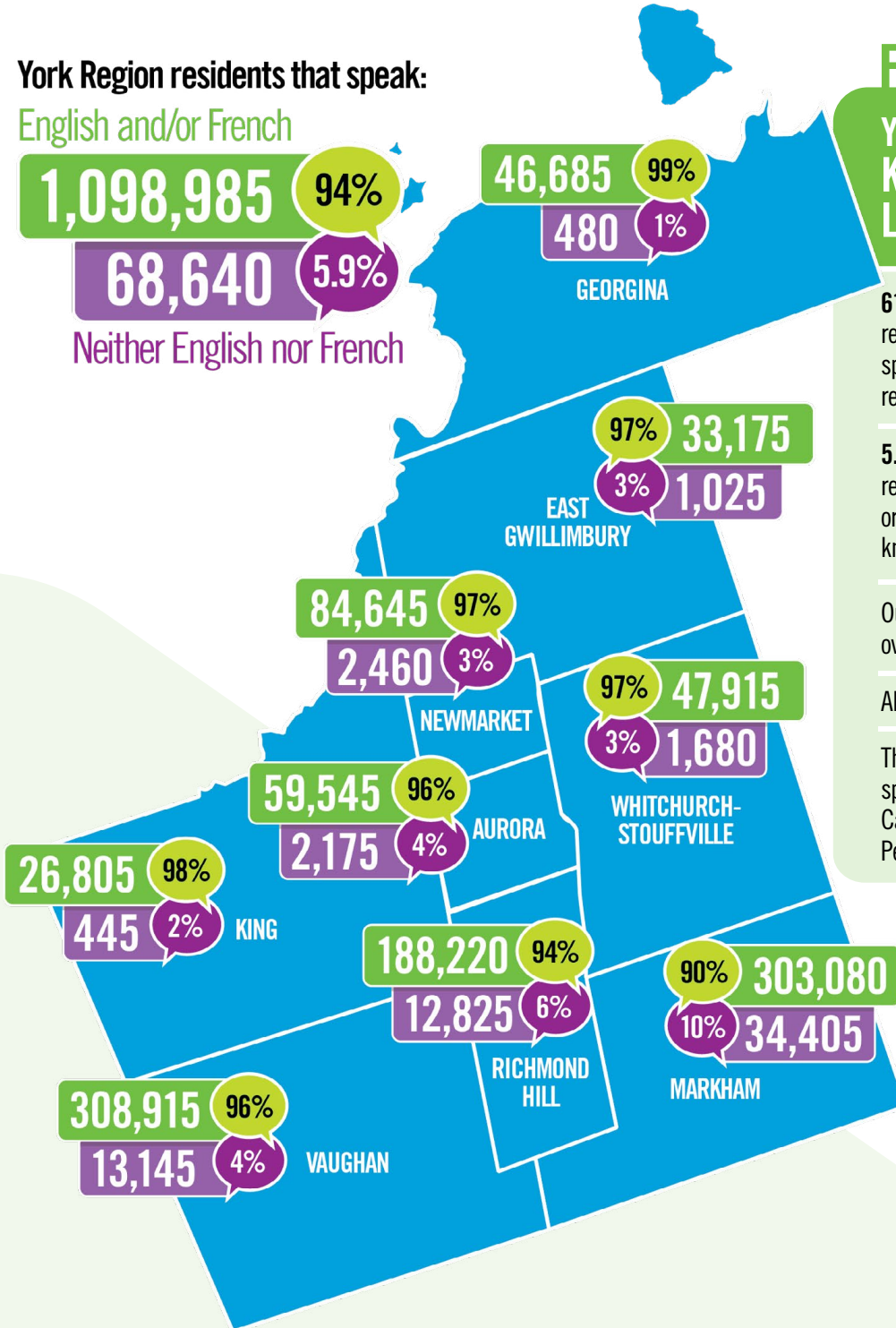


Language

York Region residents that speak:
English and/or French

1,098,985 **94%**
68,640 **5.9%**
Neither English nor French



Facts at a Glance

York Region 2021 Census Knowledge of Official Languages by Local Municipality

61.8% of York Region residents reported English as the language spoken most often at home and **0.2%** reported speaking French at home

5.9% of York Region residents reported they could not speak English or French, with **18%** of seniors not knowing French or English

Our diverse communities speak over **120 languages**

Almost **60%** of people are multilingual

The **top three non-official languages** spoken at home in York Region are Cantonese, Mandarin and Iranian Persian

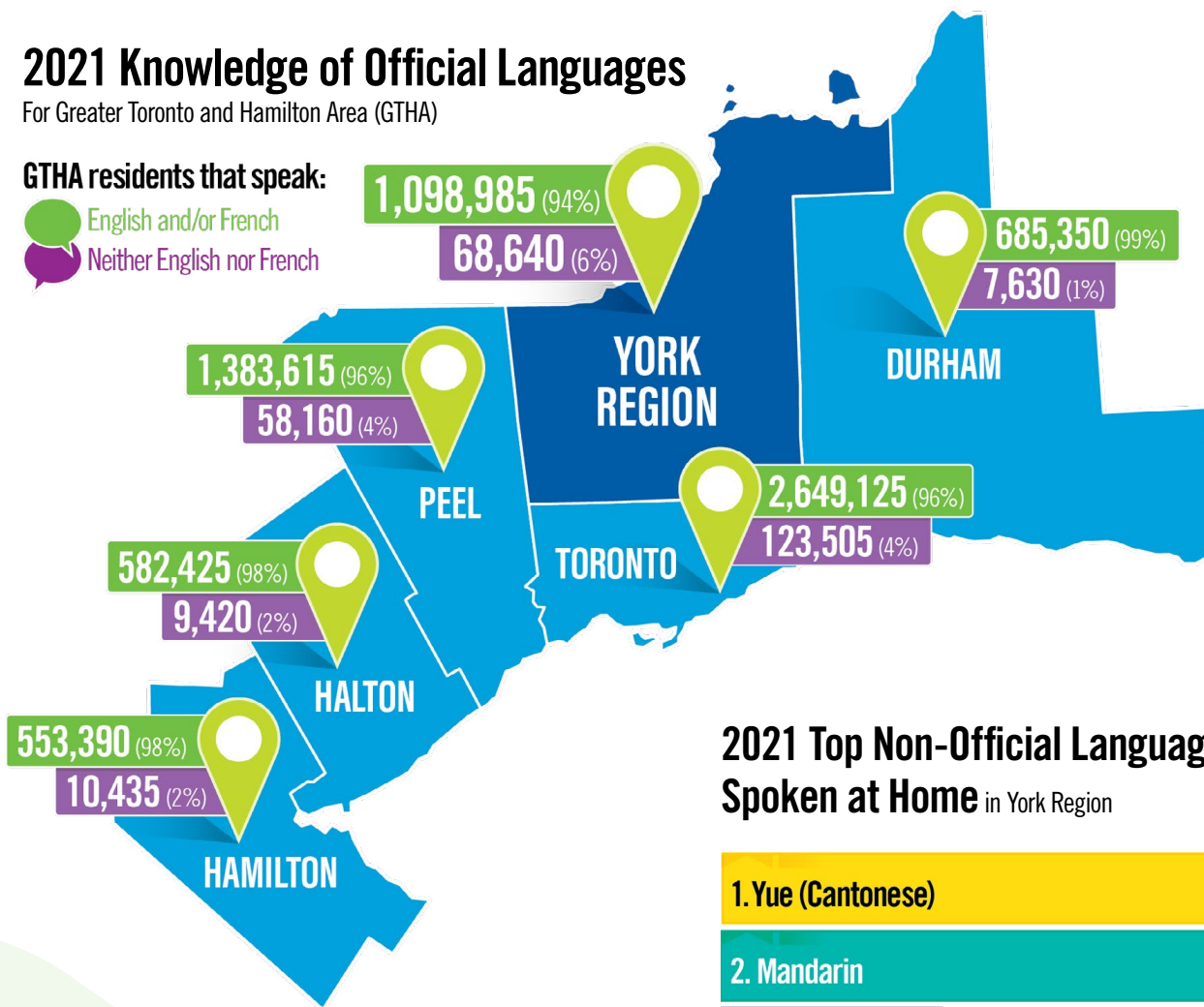
Note: All population figures do not include the census undercoverage. Totals may not add up due to rounding.

2021 Knowledge of Official Languages

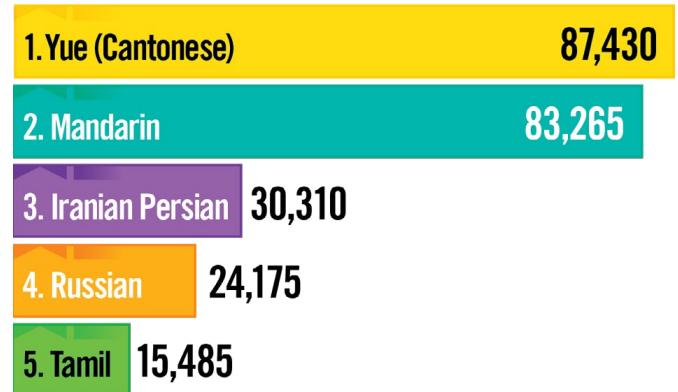
For Greater Toronto and Hamilton Area (GTHA)

GTHA residents that speak:

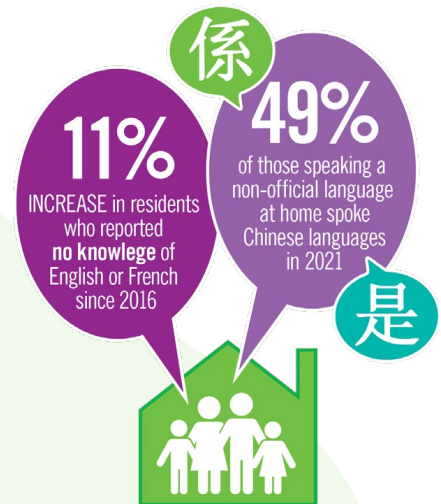
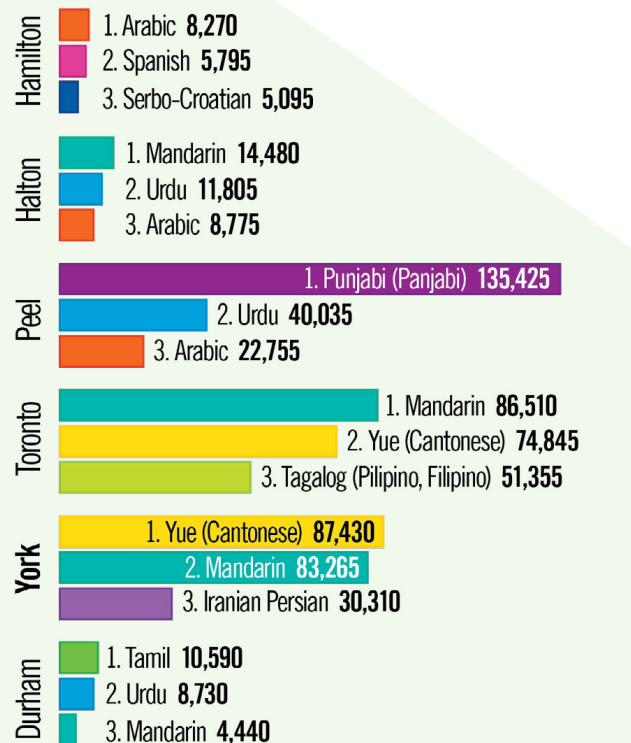
- English and/or French
- Neither English nor French



2021 Top Non-Official Languages Spoken at Home in York Region




2021 Top Non-Official Languages Spoken at Home in Greater Toronto and Hamilton Area



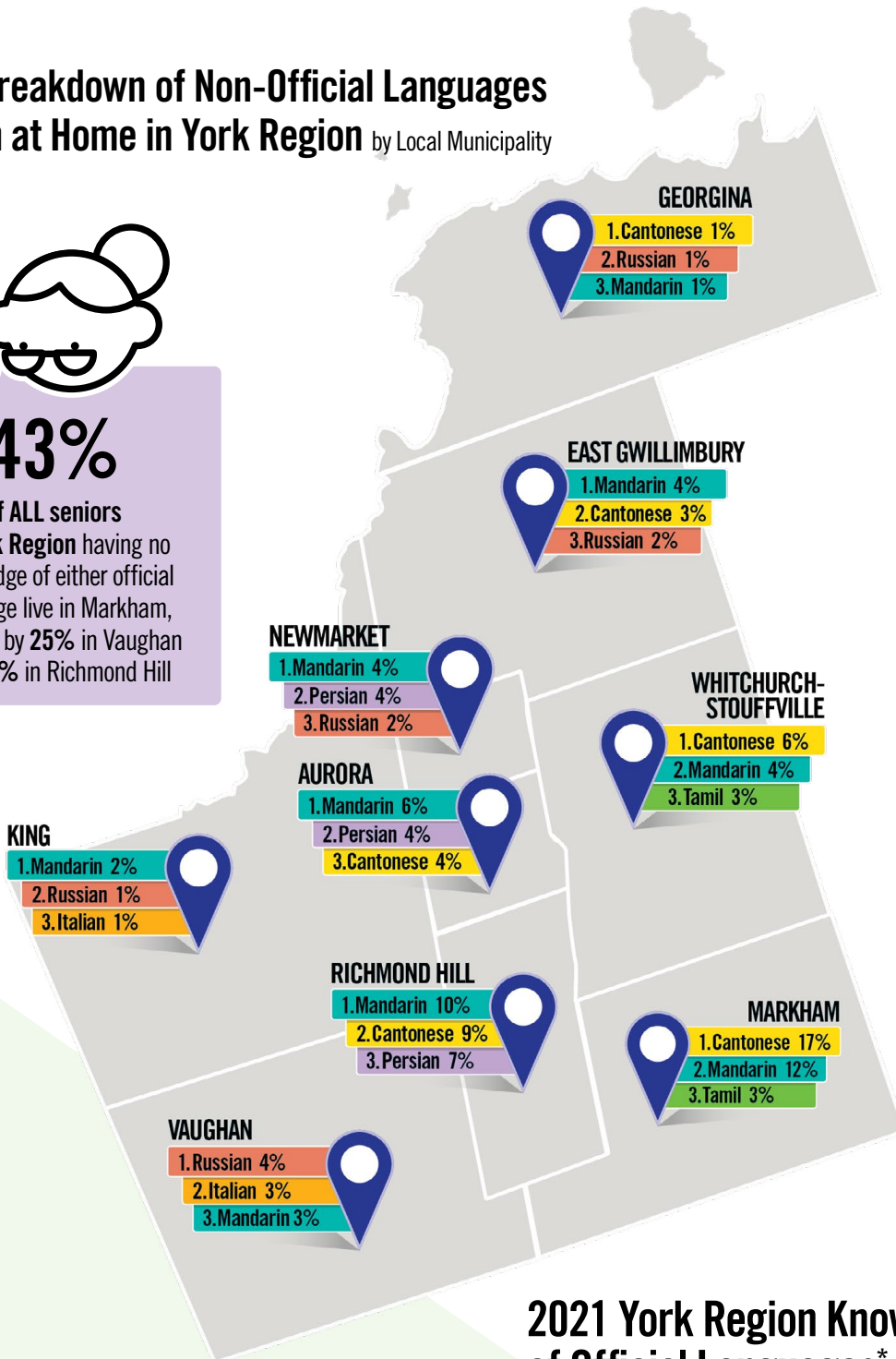
2021 Breakdown of Non-Official Languages Spoken at Home in York Region

by Local Municipality



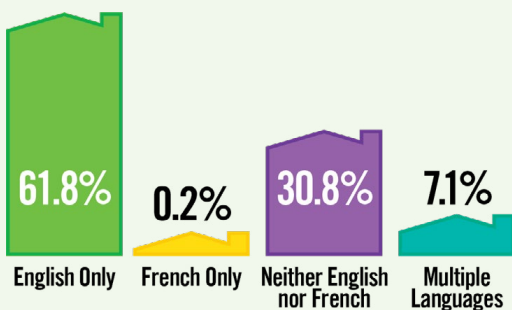
43%

of ALL seniors in York Region having no knowledge of either official language live in Markham, followed by 25% in Vaughan and 21% in Richmond Hill



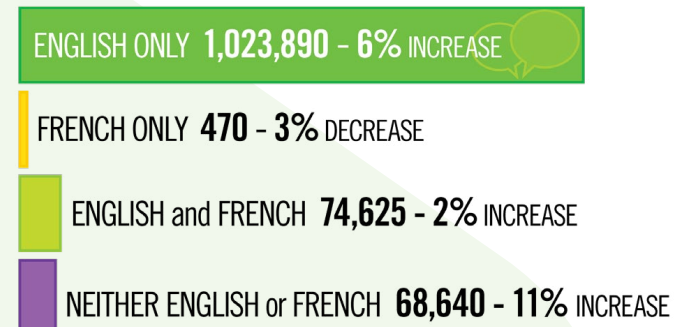
2021 Languages at Home

61.8% of York Region residents speak English most often at home




2021 York Region Knowledge of Official Languages*

and percent change since 2016




2021 Estimated Demand for Communications and Services in French*

By Local Municipality



In 2021, there was an estimated demand for **over 27,000** requests for communications and services in French in York Region

2021 Top Non-Official Languages for Seniors (65 years+) and Children (0 to 14 years) in York Region



*As part of its commitment to the Official Languages Act Statistics Canada has extrapolated from existing data on French language proficiency in York Region to estimate the potential demand for service in French.

2021 York Region Knowledge of Official Languages

By Local Municipality

Municipality	English and French		English Only		French Only		Neither English nor French	
	Number of Residents	% Share	Number of Residents	% Share	Number of Residents	% Share	Number of Residents	% Share
Aurora	5,415	8.8%	54,105	87.7%	25	0.0%	2,175	3.5%
East Gwillimbury	2,180	6.4%	30,980	90.6%	15	0.0%	1,025	3.0%
Georgina	2,430	5.2%	44,240	93.8%	15	0.0%	480	1.0%
King	1,820	6.7%	24,975	91.7%	10	0.0%	445	1.6%
Markham	18,325	5.4%	284,630	84.3%	125	0.0%	34,405	10.2%
Newmarket	6,465	7.4%	78,145	89.7%	35	0.0%	2,460	2.8%
Richmond Hill	14,745	7.3%	173,385	86.2%	90	0.0%	12,825	6.4%
Vaughan	19,760	6.1%	289,015	89.7%	140	0.0%	13,145	4.1%
Whitchurch-Stouffville	3,485	7.0%	44,415	89.6%	15	0.0%	1,680	3.4%
York Region	74,625	6.4%	1,023,890	87.7%	470	0.0%	68,640	5.9%

For questions please contact York Region Long Range Planning at:

futureyork@york.ca or call 1-877-464-9675 ext. 71530

For accessible formats or communication support, please contact Corporate Communications at:

1-877-464-9675 ext. 71234 or yr.corporate.communications@york.ca